



City of Oak Creek

Oak Creek Police Department

Monthly Crime Report

6/1-30/2024

Oak Creek Police Department

Crime Analysis Report

June 2024



Daniel Carranco

Crime Analyst



City of Oak Creek

Oak Creek Police Department

Monthly Crime Report

6/1-30/2024

## Table of Content

Narrative Report:	3
Monthly Comparison:	4
Property Damage Motor Vehicle Accident (PDO):	5
Theft:	8
Theft from Vehicle:	10
Vehicle Theft:	11



City of Oak Creek  
Oak Creek Police Department  
Monthly Crime Report  
6/1-30/2024

---

TO: Oak Creek Police Department  
FROM: Crime Analyst, Daniel Carranco  
SUBJECT: Crime Analysis Report, June 2024

During the month of June, the Oak Creek Police Department responded to 2,236 calls for service. This is a 2% increase compared to the previous month of May, and a 15% decrease compared to June of 2023. 502 reports came from the East Side, 962 came from the West Side, and 652 came from the city center.

This report will look at the following calls for service: Property Damage Motor Vehicle Accidents, Theft, Theft from Vehicle, and Vehicle Theft.

**Property Damage Motor Vehicle Accident (PDO)**

There were 77 reports of PDO during the month of June. This is an 18% increase compared to the previous month of May. The top five contributing factors are listed from greatest to least: Following to Close, Inattentive Driving, Failure to Control Vehicle, Unsafe Turn, and Failure to Yield.

There were no fatal accidents during this month.

**(Reference pages 5-7 for graphic representation)**

**Theft**

There were 41 thefts during the month of June. This is a 41% increase compared to the previous month of May.

**(Reference pages 8-9 for graphic representation)**

**Theft from Vehicle**

There were 7 theft from vehicles during the month of June. This is a 53% decrease compared to the previous month of May. Of the 7 thefts, 3 locked vehicles were forcefully entered, 3 unlocked/opened vehicle were entered, and 1 license plate was removed from a vehicle.

**(Reference page 10 for graphic representation)**

**Vehicle Theft**

There were 6 vehicle thefts during the month of June. This is a 100% increase compared to the previous month of May.

**(Reference page 11 for graphic representation)**



City of Oak Creek  
 Oak Creek Police Department  
 Monthly Crime Report  
 6/1-30/2024

Monthly Comparison:

Group A Offense	5/1-31	6/1-30	%Change
Homicide	0	0	--
Sex Assaults	2	2	--
Aggravated Assault	1	4	+300%
Simple Assault	10	7	-30%
Intimidation	0	1	--
Robbery	1	1	--
Burglary	2	1	-50%
Shoplifting	15	10	-33%
Theft from Vehicle	11	4	-63%
Vehicle Theft	4	6	+50%
Arson	0	0	--
All Other Thefts	9	5	-44%
Fraud	2	3	+50%
Prostitution	0	0	-66%
Human Trafficking	0	0	--
Drug Violation	32	35	+9%
Criminal Damage to Property	6	8	+33%
Weapon Law Violation	7	1	-85%

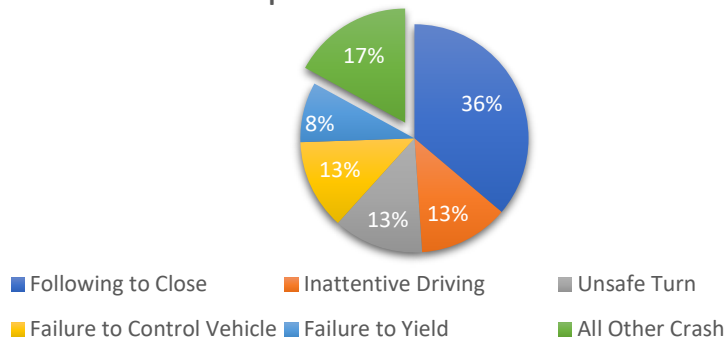
**Group B Offenses**

Disorderly Conduct	30	5	-83%
Driving Under the Influence	9	7	-22%
Domestic Violence	5	12	+140%
Liquor Law Violation	2	2	--
Motor Vehicle Accident	76	86	+13%
Trespass	1	1	--
Traffic Stop	379	355	-6%

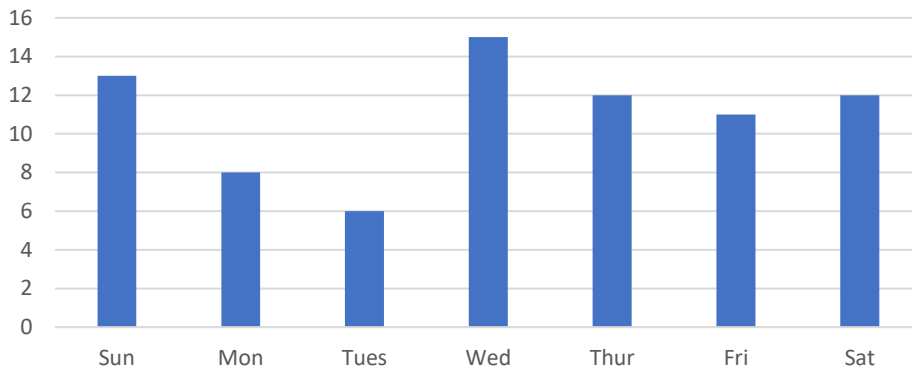


## Property Damage MV Accident (PDO):

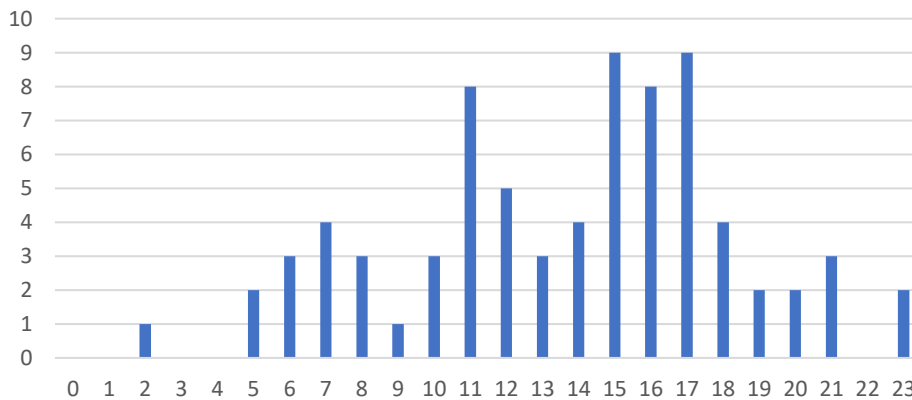
### Top 5 Cause for Crash



### Day of Week Reported



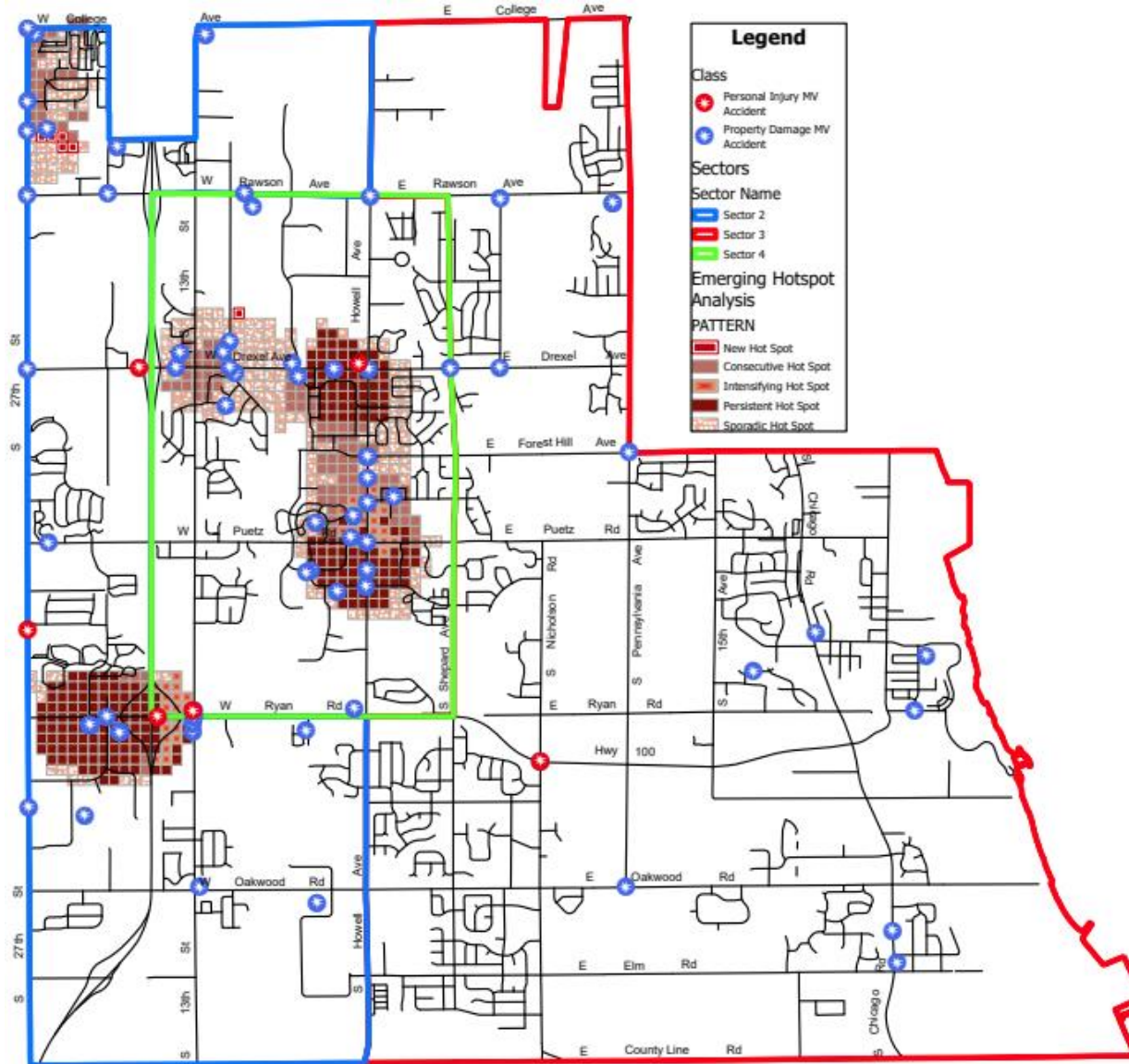
### Time of Day Reported





City of Oak Creek  
 Oak Creek Police Department  
 Monthly Crime Report  
 6/1-30/2024

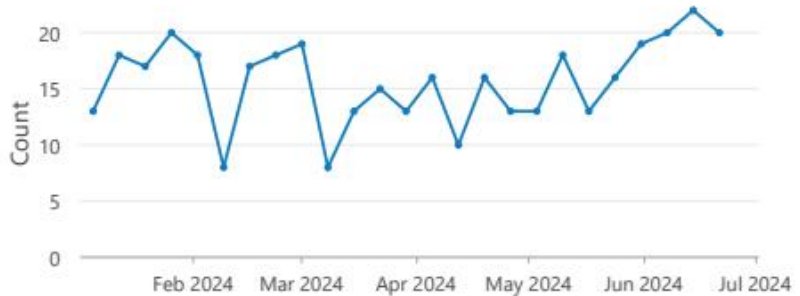
### Crash Locations:



Count by Days over Weeks



Change in PDO and PI

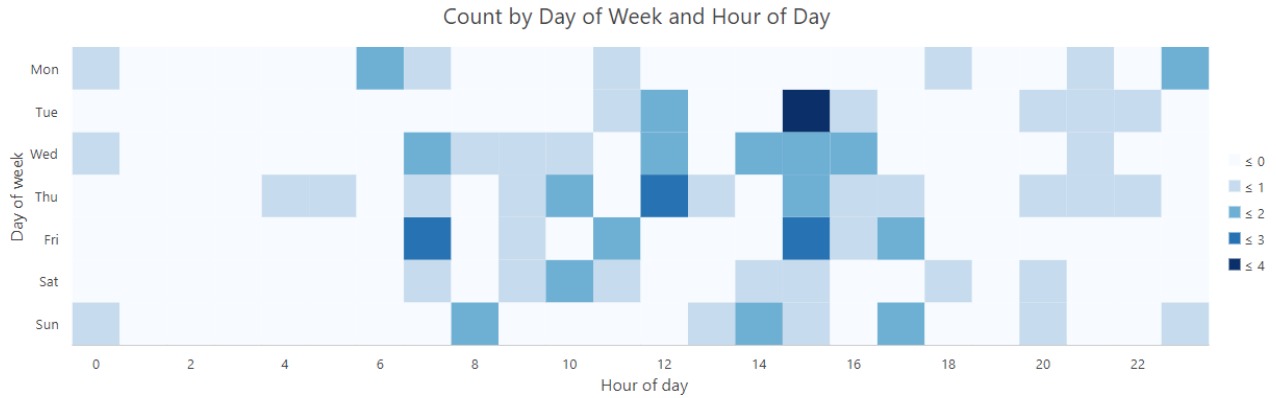




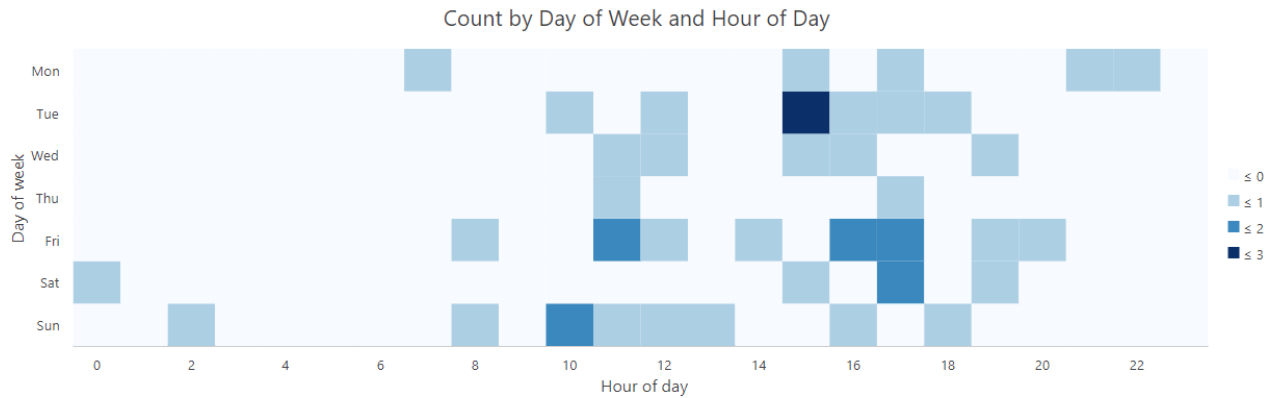
City of Oak Creek  
Oak Creek Police Department  
Monthly Crime Report  
6/1-30/2024

### PDO and PI Heat Chart by Area (4/1-6/30/2024):

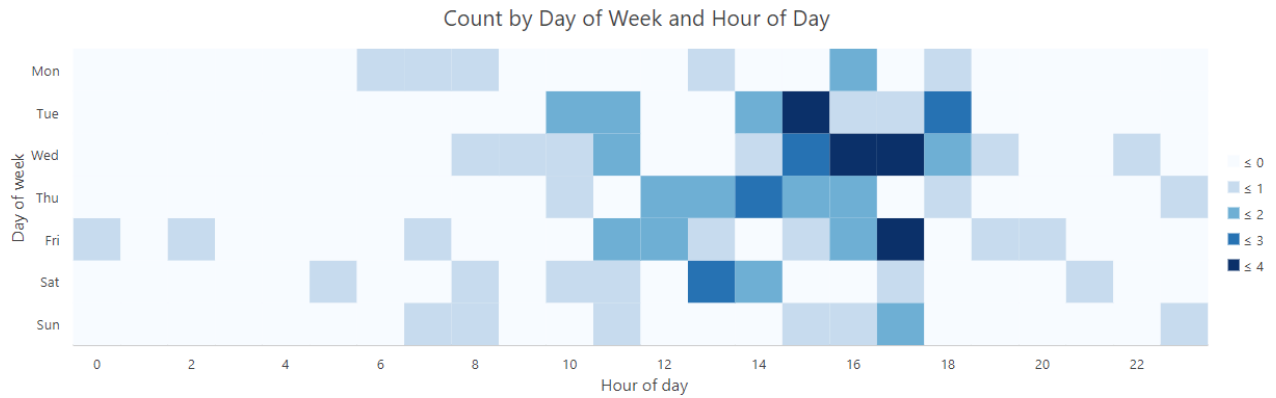
#### Area 2:



#### Area 3:



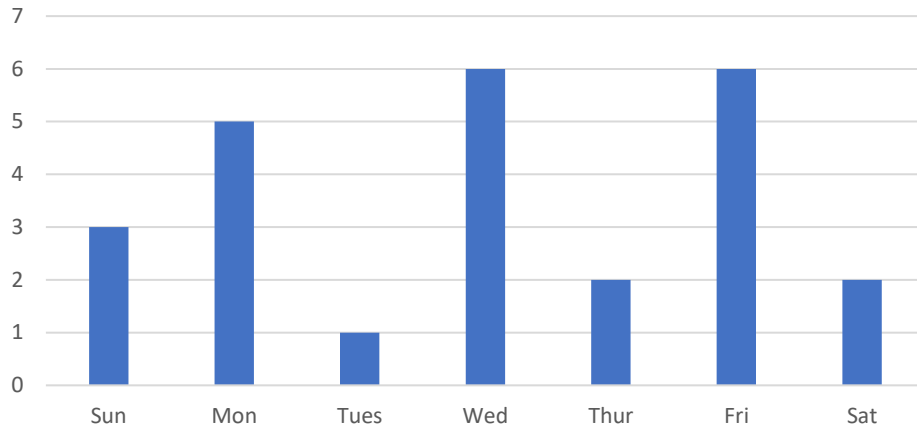
#### Area 4:



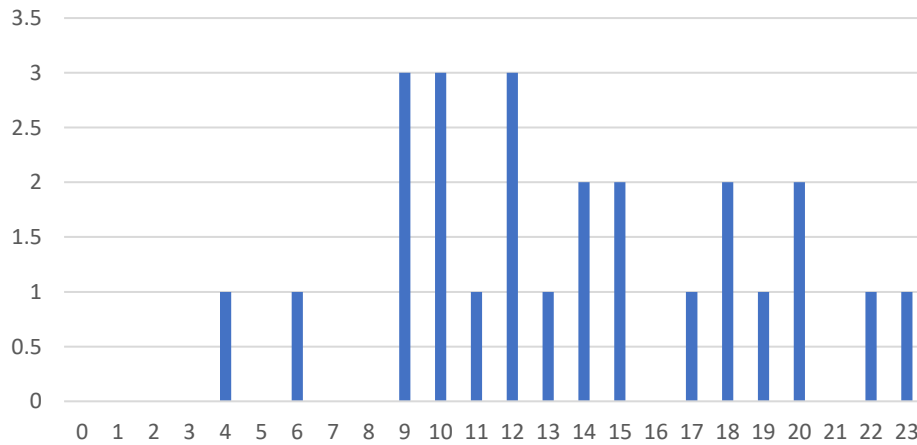


## Theft

(Retail Theft Only) Day of Week Reported



(Retail Theft Only) Time of Day Reported

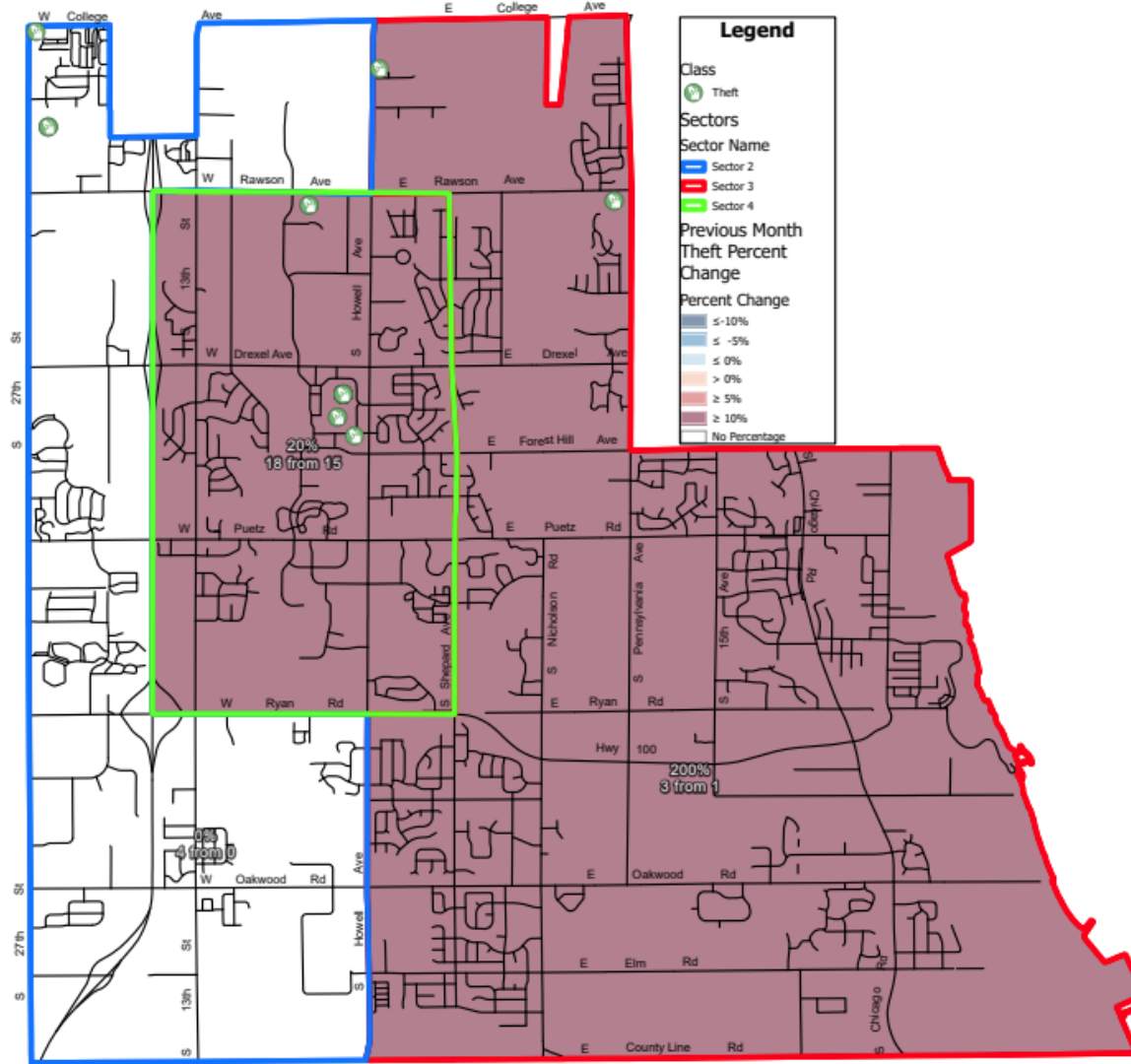




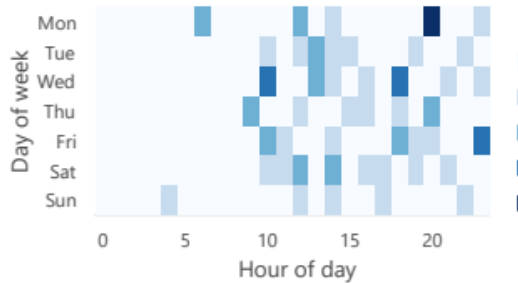


City of Oak Creek  
Oak Creek Police Department  
Monthly Crime Report  
6/1-30/2024

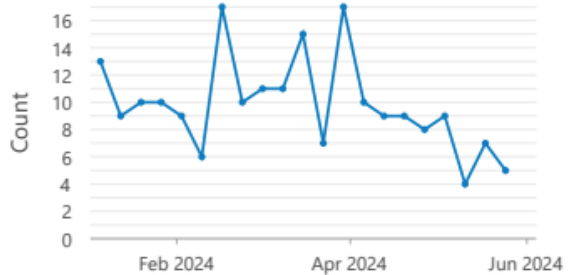
### Retail Theft Locations:



Count by Day and Hour (4/1-6/30)



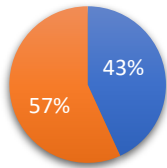
Change in Thefts





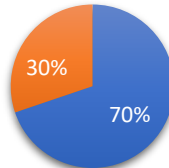
### Theft from Vehicle:

Theft from Vehicle  
 Entire Year



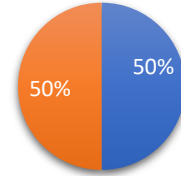
■ Locked ■ Unlocked ■ Unknown

Places of Theft  
 from Vehicle  
 Entire Year



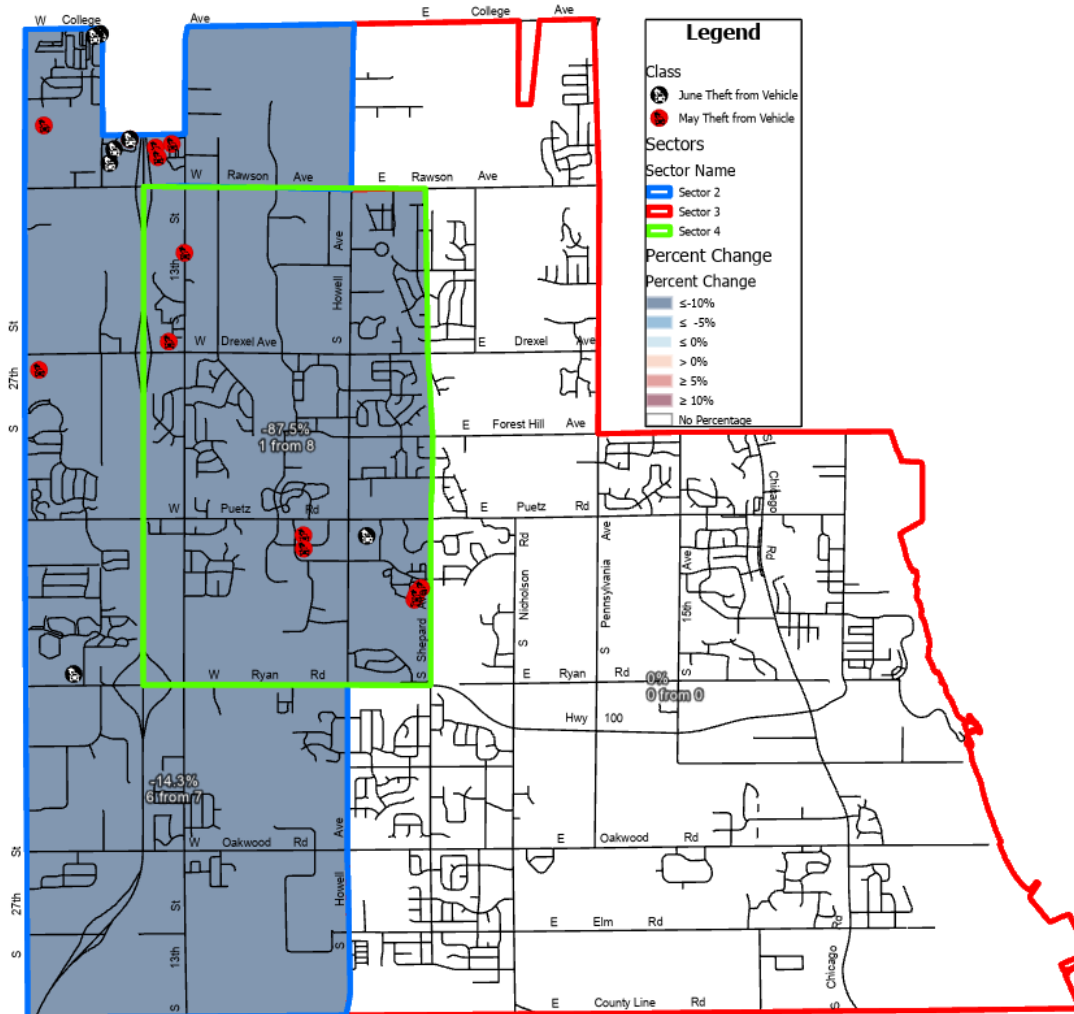
■ Residential ■ Commercial

June Theft from  
 Vehicle



■ Locked ■ Unlocked ■ Unknown

### Theft from Vehicle Locations:





## Vehicle Theft:

### Vehicle Theft Locations:

