



City of Oak Creek

Oak Creek Police Department

Yearly Report

1/1-12/31/2023

Oak Creek Police Department

Crime Analysis Report

Entire Year of 2023



Daniel Carranco

Crime Analyst



City of Oak Creek

Oak Creek Police Department

Yearly Report

1/1-12/31/2023

Table of Content

Narrative Report	3
Yearly Comparison	5
Property Damage MV Accident (PDO)	6
Burglary	11
Theft	13
Theft from Vehicle	15
Vehicle Theft	17



City of Oak Creek
Oak Creek Police Department
Yearly Report
1/1-12/31/2023

TO: Oak Creek Police Department
FROM: Crime Analyst, Daniel Carranco
SUBJECT: Crime Analysis Report, Entire Year of 2023

In 2023, the Oak Creek Police Department responded to 27,974 calls for service. This is a 5% increase compared to the previous year of 2022. 6,319 reports came from the East Side, 11,697 were from the West Side, and 8,662 were from the City Center.

This yearly report will look at the following calls for service: PDO, Burglary, Theft, Theft from Vehicle, and Vehicle Theft.

Property Damage MV Accident (PDO)

There were 991 reports of PDO during 2023. This is a 3% increase compared to the previous year of 2022. The top five contributing factors for crashes are listed from greatest to least: Following to Close (161), Failure to Yield (101), Inattentive Driving (96), Failure to Control Vehicle (82), and Unsafe Lane Change (52).

There was 1 fatal accident during 2023. This is a 75% decrease compared to the previous year of 2022. Maps were produced to examine where there were high density's per area. In addition, each of the areas were split to show the time of day and day of week of when car crashes were more prominent. Area 2 and 3 were split into two to show north and south of Puetz Rd, and Area 4 was split to show North and South of Forest Hill. The purpose of this, was to dive deeper into areas where hotspots may go unseen, and to examine the areas through a lens where car accidents happen more frequently.

(Reference Pages 6-10 for graphic representation)

Burglary

There were 17 Burglaries during 2023. This is a 26% decrease compared to the previous year of 2022.

Of the 17 burglaries, 5 were residential, and 12 were commercial areas. Residential burglaries saw a 54% decrease compared to 2022. There was no change between years for commercial burglaries. There were 12 forced entries into commercial areas, and 5 non-forced entries into residential areas. The main entrance into homes was by unlocked/opened windows and doors. Burglaries that were committed at commercial areas were at construction projects, gas stations, and/or auto dealerships.

(Reference Pages 11-12 for graphic representation)



City of Oak Creek

Oak Creek Police Department

Yearly Report

1/1-12/31/2023

Theft

There were 669 thefts during 2023. This is a 1% increase compared to the previous year of 2022. 19 happened on the East Side, 233 happened on the West Side, 416 happened in the City Center. The East Side saw an 81% decrease, the West Side saw a 4% increase, and the City Center saw a 27% increase compared to the previous year of 2022.

The total retail thefts in Oak Creek was 458 thefts. This is a 2% decrease in retail thefts compared to the previous year of 2022. In addition, there were 32 thefts from homes, 45 thefts from person(s), 100 employee thefts, 18 package thefts, and 5 theft from hotel/motel rooms.

(Reference Pages 13-14 for graphic representation)

Theft from Vehicle

There were 91 theft from vehicles during 2023. This is a 41% decrease compared to the previous year of 2022. 18 happened on the East Side, 47 happened on the West Side, and 26 in the City Center. The East Side saw a 30% decrease, the West Side saw a 50% decrease, and the City Center saw a 23% decrease compared to 2022. 39% of thefts occurred in a commercial area and 61% of thefts occurred in a residential area.

In 2023, 74% of the vehicles entered without consent happened because the vehicle was unlocked/opened. 25% of locked vehicles were entered forcefully, and 1% were classified as unknown. In addition, there were 9 theft of catalytic converter, and 12 theft of license plates in 2023. Catalytic converter theft decreased by approx. 83% compared to 2022.

(Reference Pages 15-16 for graphic representation)

Vehicle Theft

There were 60 reports of Vehicle Thefts during 2023. This is a 27% decrease compared to 2022. 8 happened on the East Side, 59 happened on the West Side, and 20 happened in the City Center. The East Side saw a 11% decrease, the West Side saw a 45% decrease, and the City Center saw a 33% increase compared to 2022. 10 were cancelled and required no police assistance.

Of the 50 reportedly stolen vehicles, 22 happened in a residential area, and 26 happened in a commercial area. In addition, 3 rental trucks were not returned and classified as a theft, and 10 were accidentally misplaced. 11 of the vehicle thefts were taken by someone the victim knew and 32 were unknown. Of the 50 vehicle thefts, 64% were taken with keys. 68% of all vehicle thefts were non-forced entry, 30% were forced entry, and 2% were classified as unknown entry.

(Reference Page 17-18 for graphic representation)



City of Oak Creek
 Oak Creek Police Department
 Yearly Report
 1/1-12/31/2023

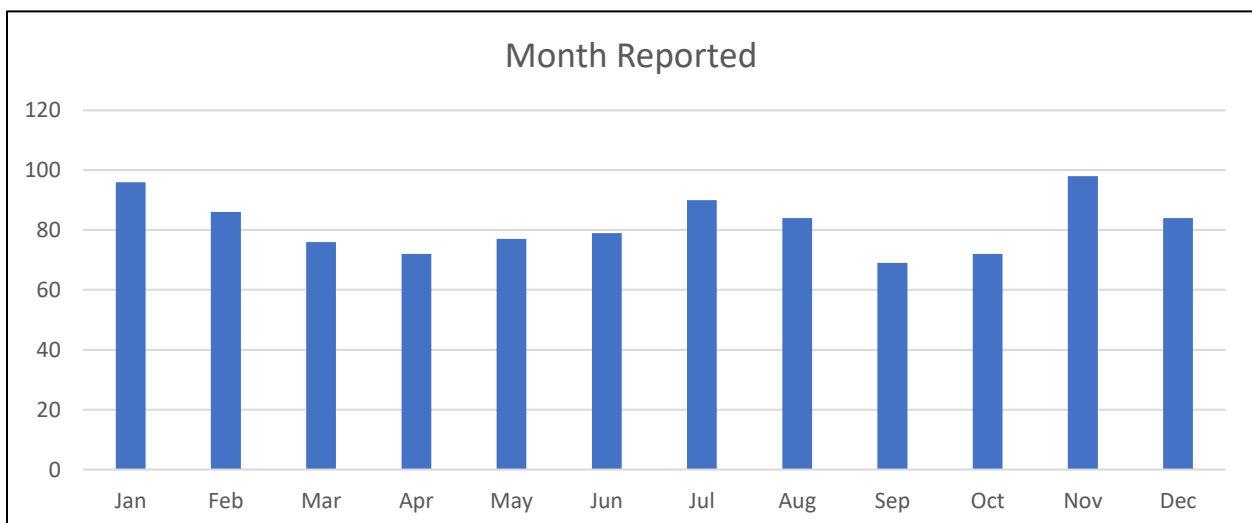
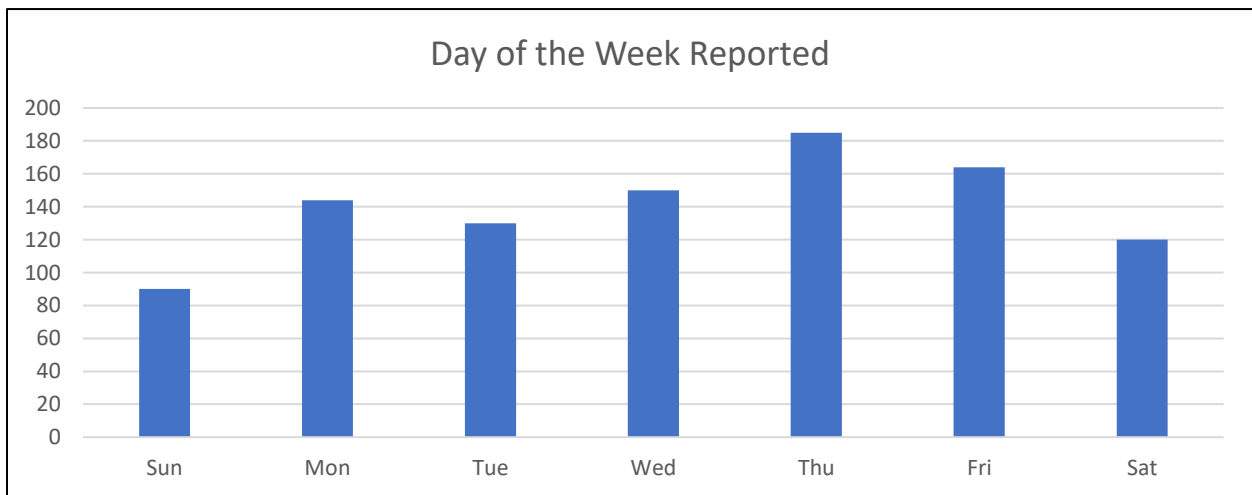
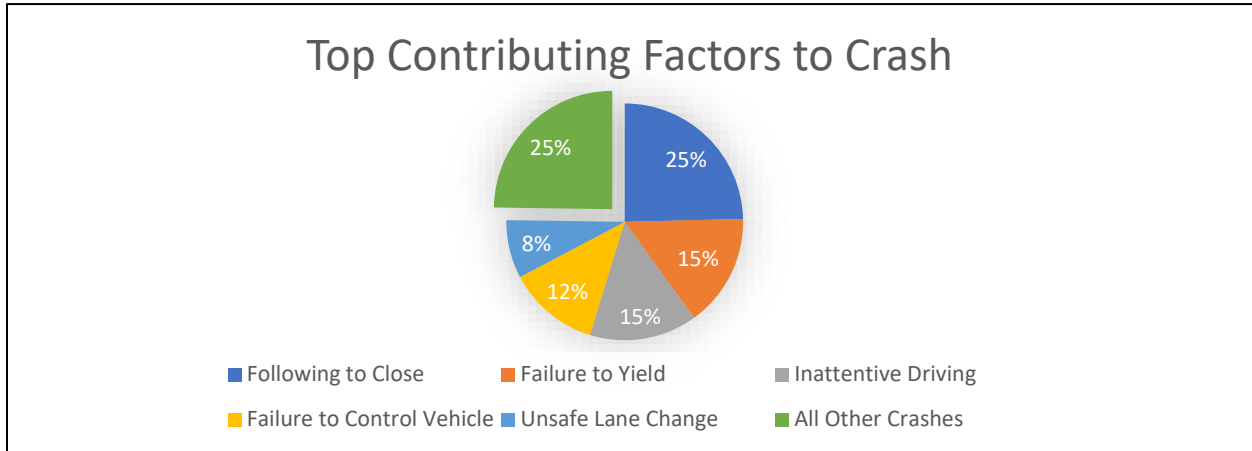
Yearly Comparison

Group A Offenses	2020	2021	2022	2023	Previous Year Change
Homicide	0	2	1	0	--
Sex Assault	25	29	27	29	+7%
Aggravated Assault	25	27	26	34	+30%
Simple Assault	141	131	146	130	-10%
Intimidation	32	33	36	38	+5%
Robbery	12	15	5	7	+40%
Burglary	71	34	22	17	-22%
Shoplifting	389	331	404	402	--
Theft from Vehicle	75	55	68	63	-7%
Vehicle Theft	64	69	91	63	-30%
Arson	2	0	0	0	--
All Other Thefts	191	178	194	149	-23%
Fraud	163	124	230	97	-57%
Prostitution	47	74	39	26	-33%
Human Trafficking	0	1	0	0	--
Drug Violation	586	566	365	515	+41%
Criminal Damage to Property	134	122	135	121	-10%
Weapons Violation	34	45	54	61	+12%
Total	1992	186	1843	1752	-4%

Group B Offenses	2020	2021	2022	2023	Previous Year Change
Disorderly Conduct	401	369	446	405	-9%
Driving under the Influence	146	160	112	120	+7%
Domestic Violence	106	113	156	126	-19%
Liquor Law Violation	24	12	10	14	+40%
Motor Vehicle Accident	855	1052	1058	1100	+3%
Suspicious Activity	1400	1272	1196	1157	-3%
Trespass	35	18	19	41	+115%
Traffic Stop	4763	5462	4256	4517	+6%
Total	7,734	8,458	7,253	7,480	+3%



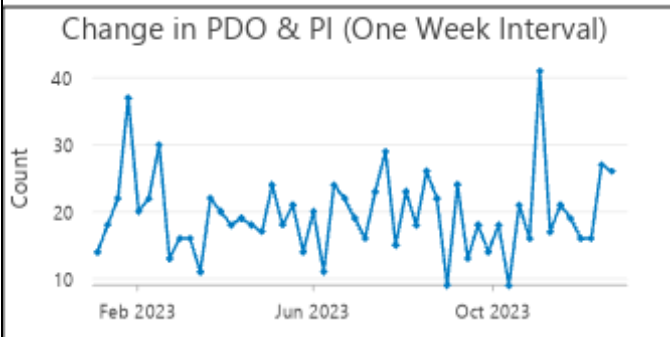
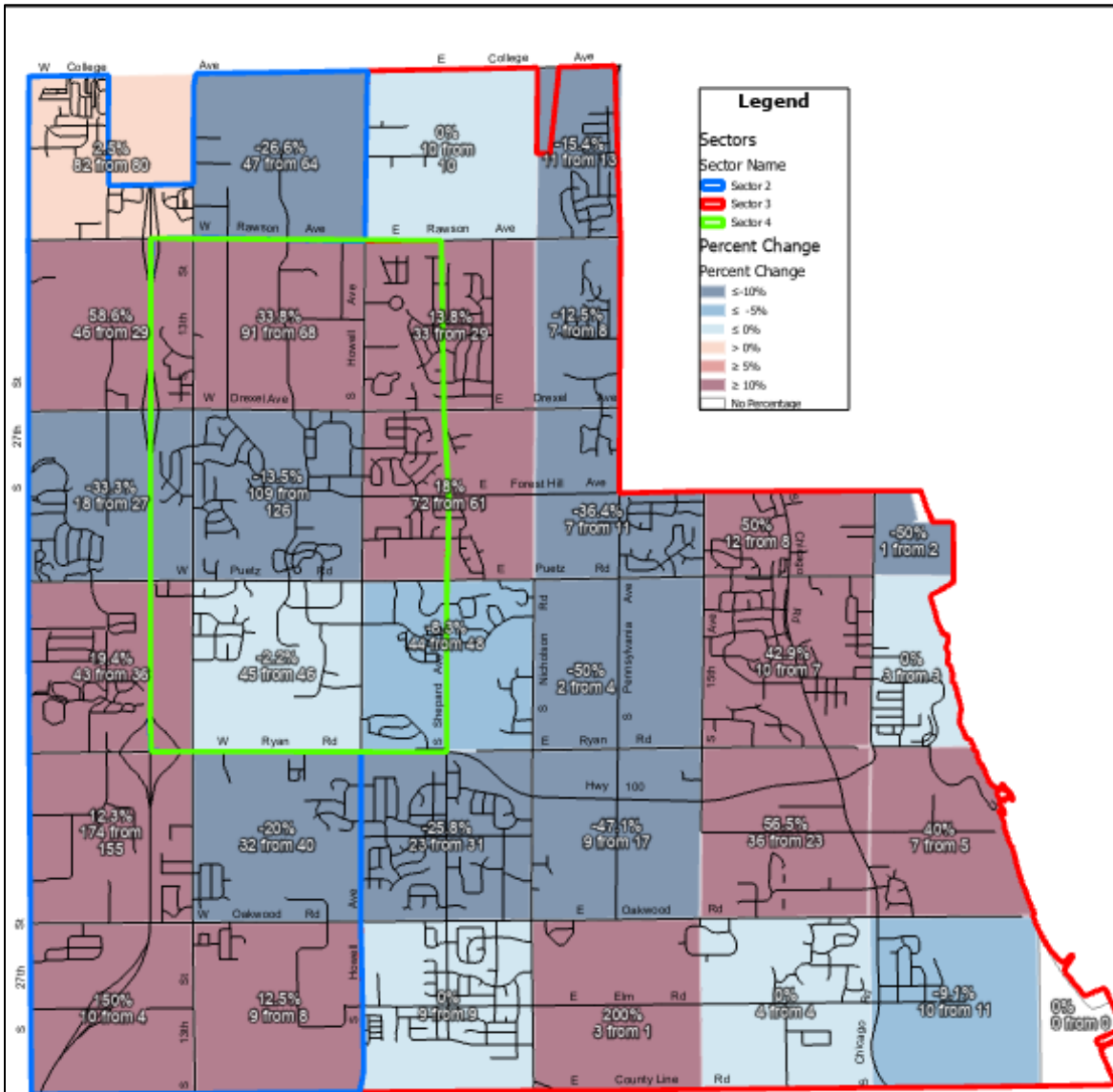
Property Damage MV (PDO) Accident | 2023





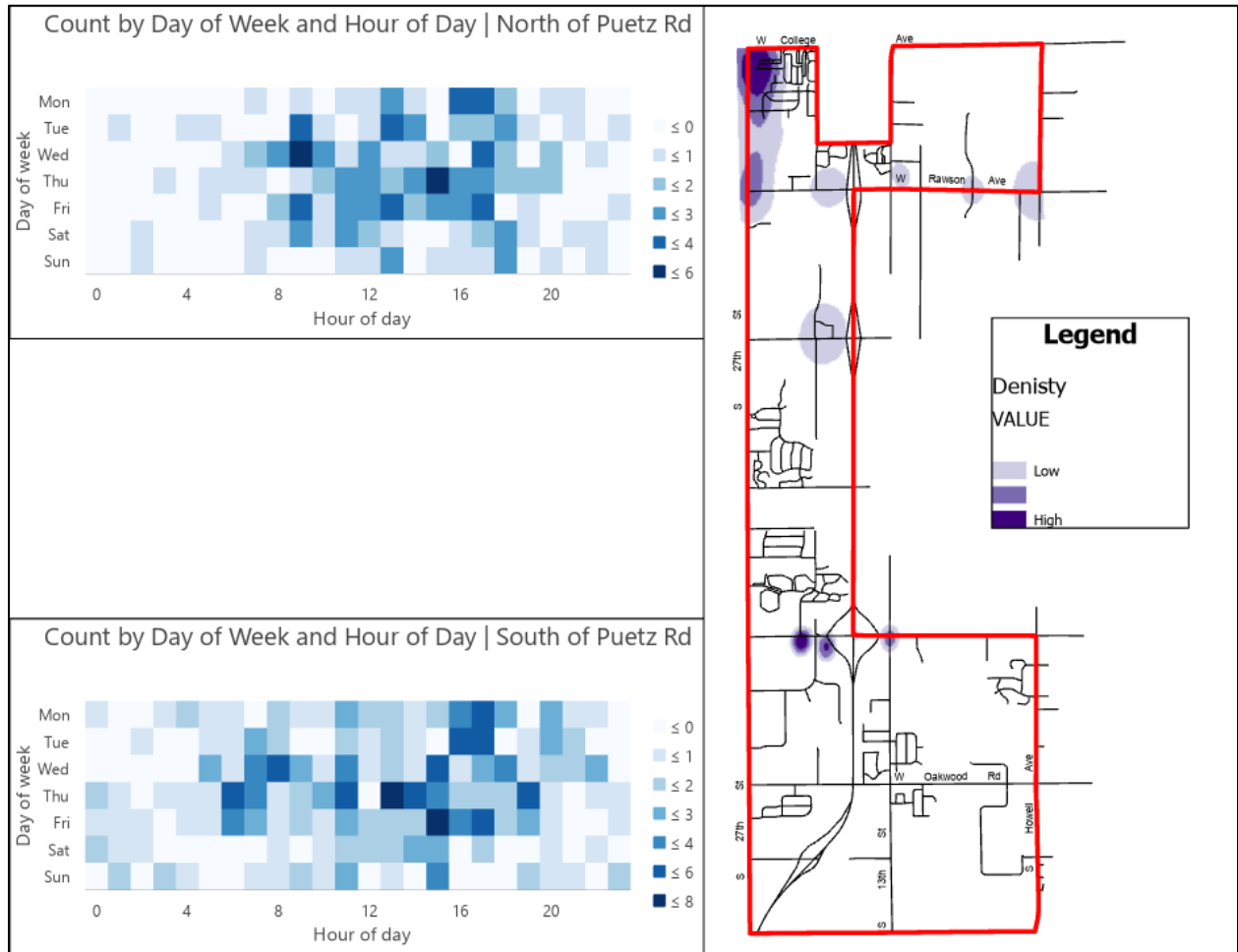
City of Oak Creek
 Oak Creek Police Department
 Yearly Report
 1/1-12/31/2023

PDO & PI | Comparison of 2022 & 2023



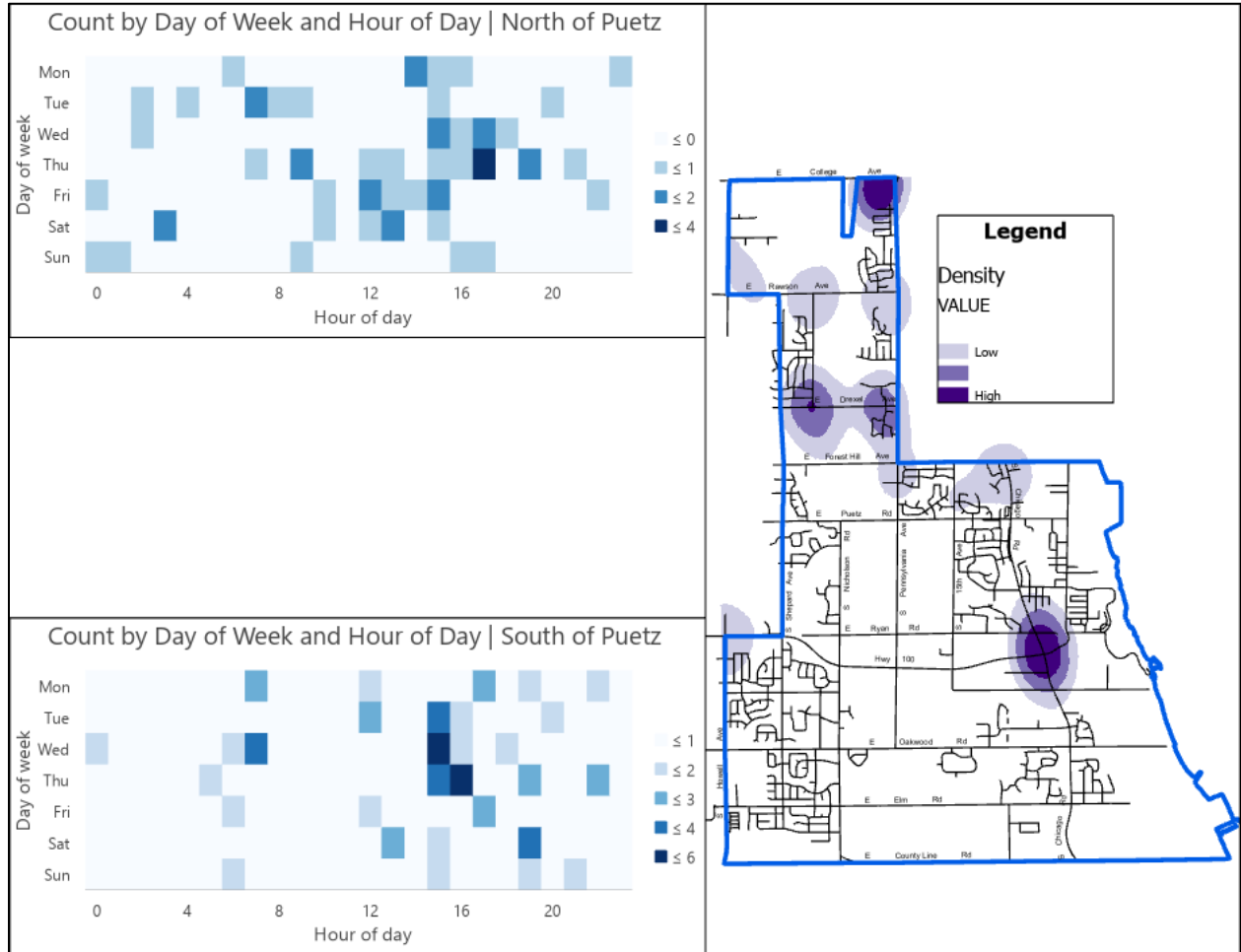


Car Crash Hotspot Analysis by Area: Area 2



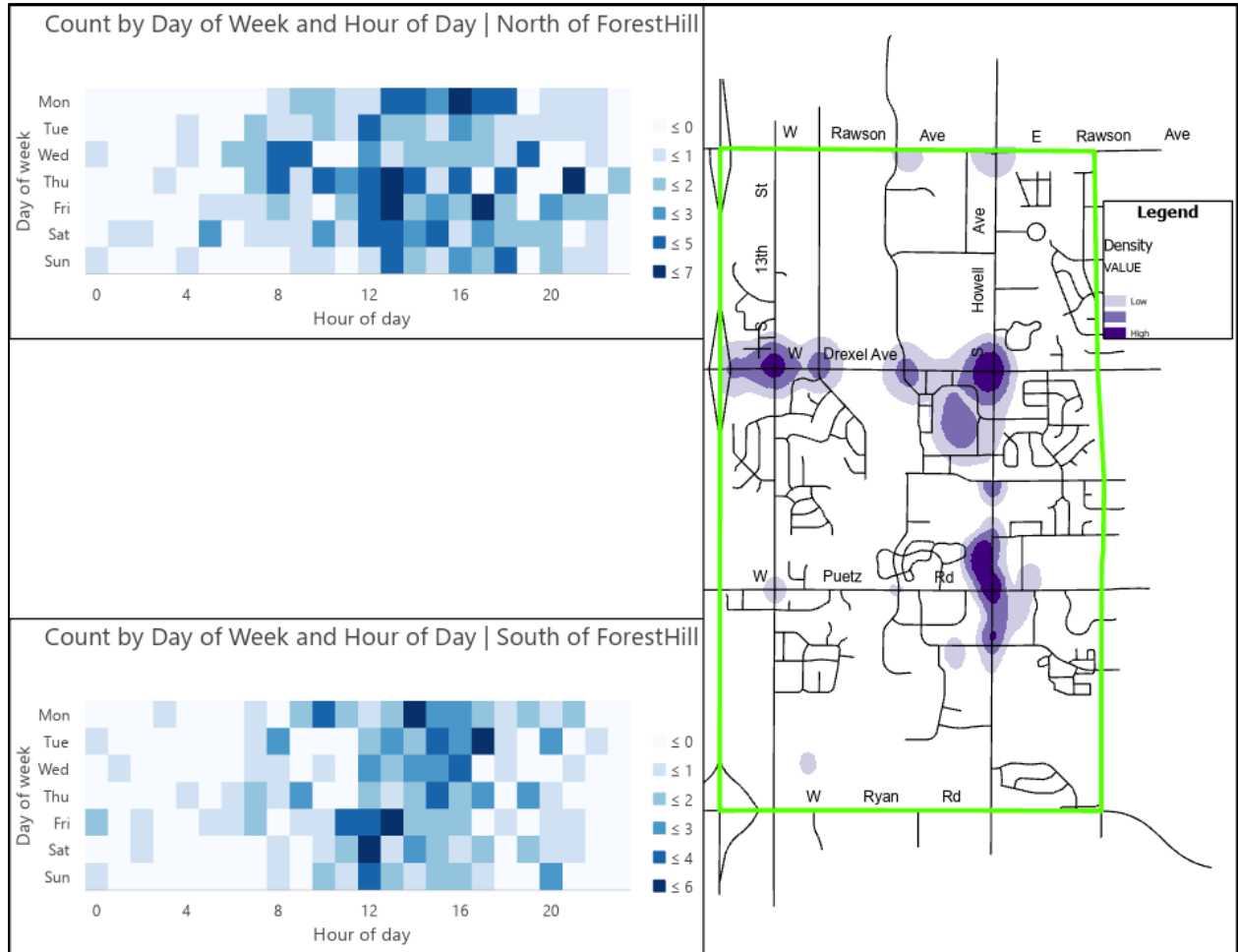


Car Crash Hotspot Analysis by Area: Area 3



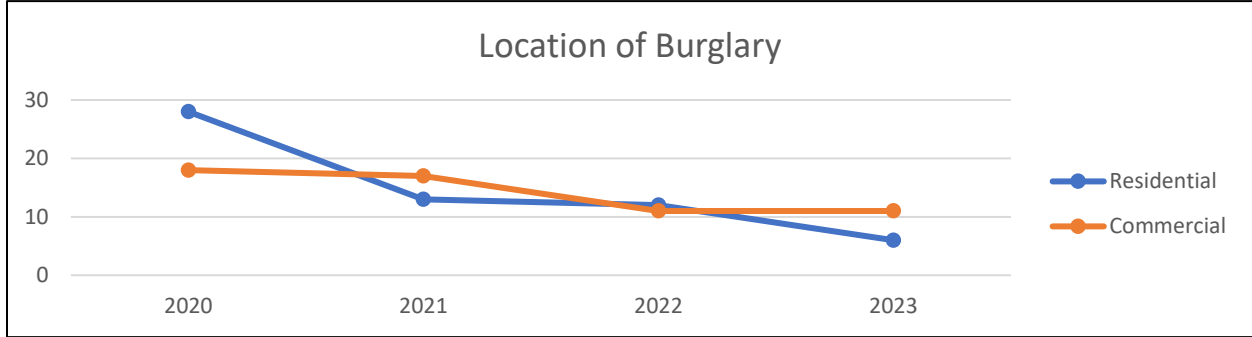


Car Crash Hotspot Analysis by Area: Area 4

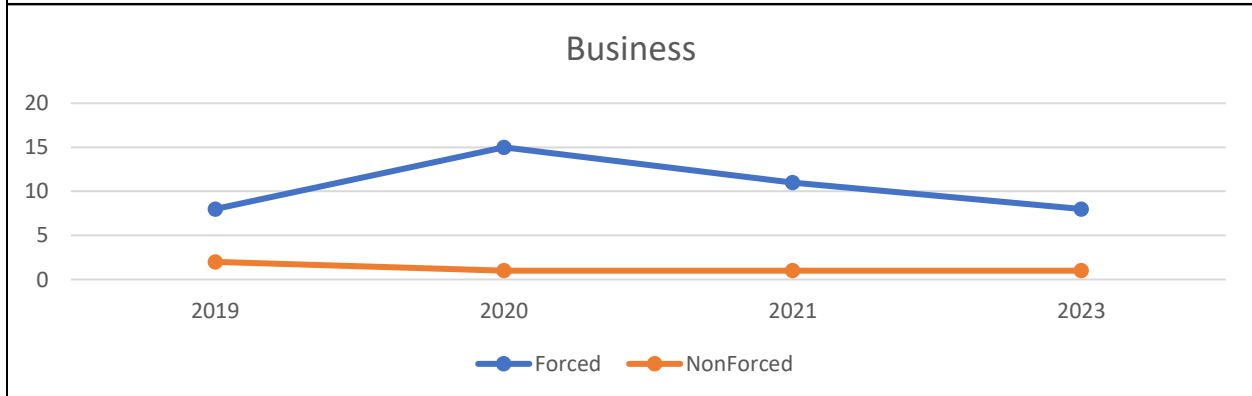
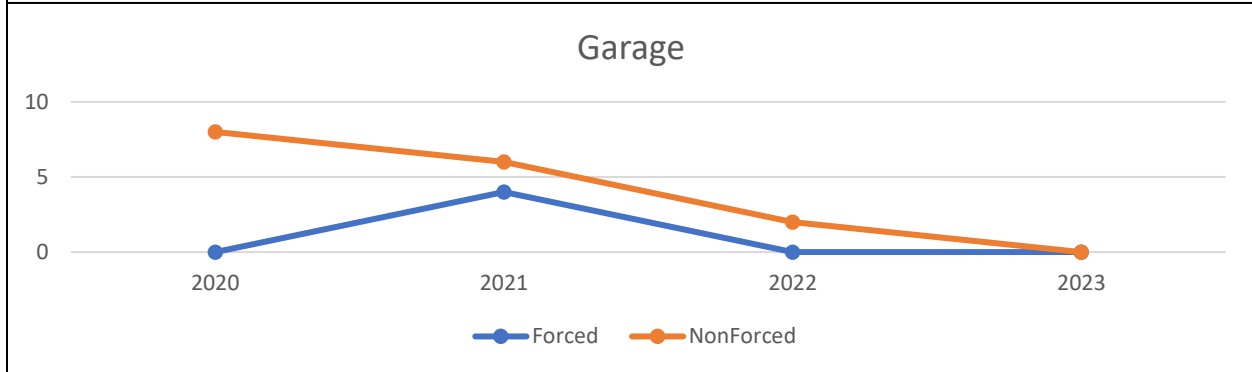
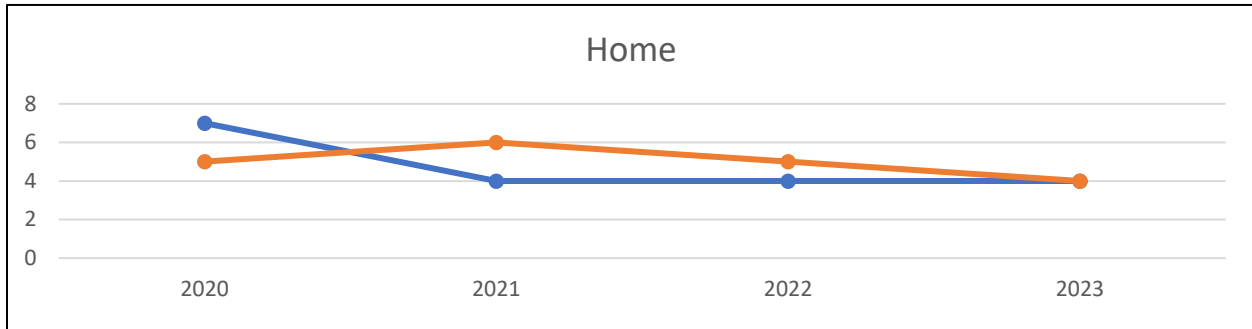




Burglary | 2023

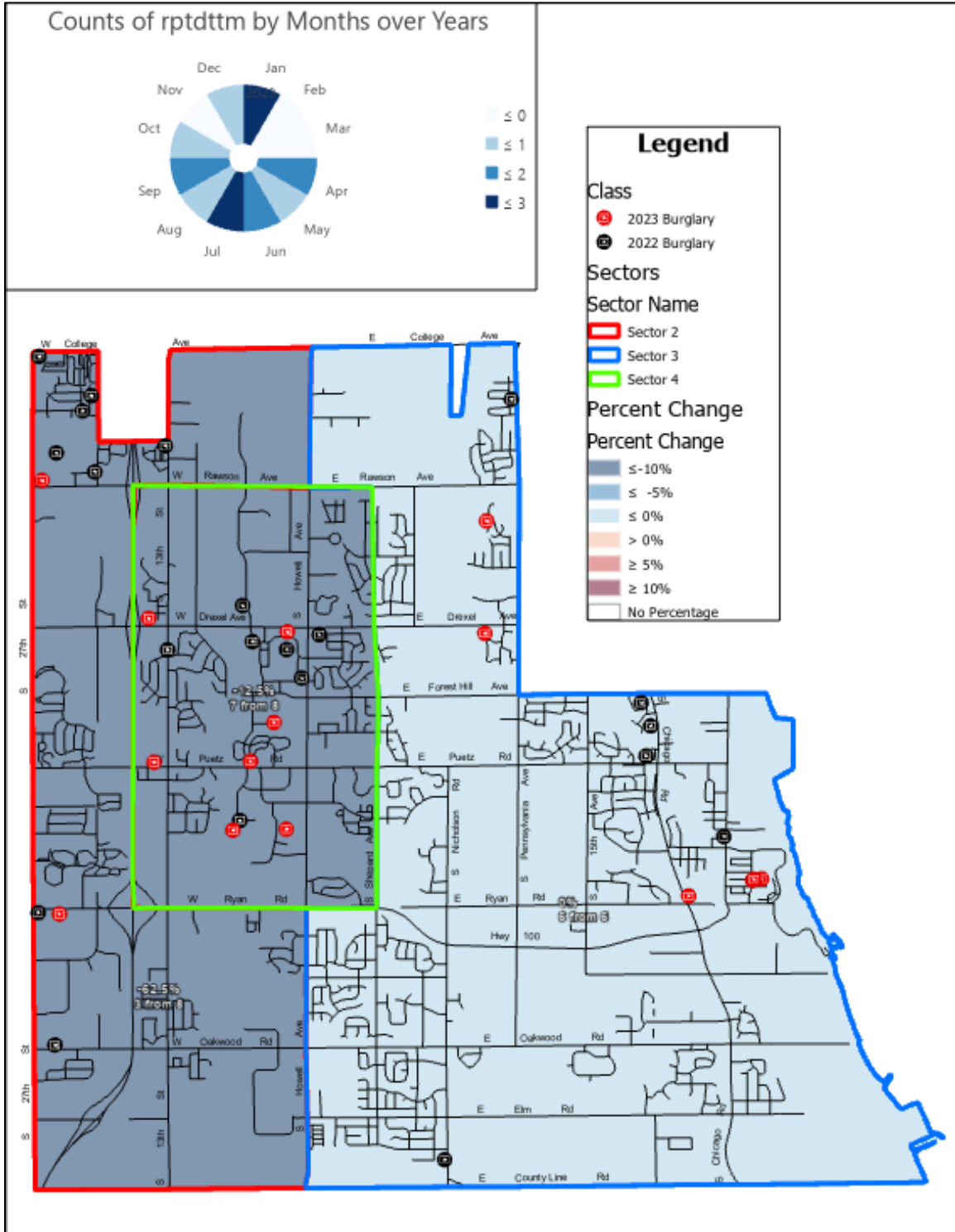


Burglary Locations



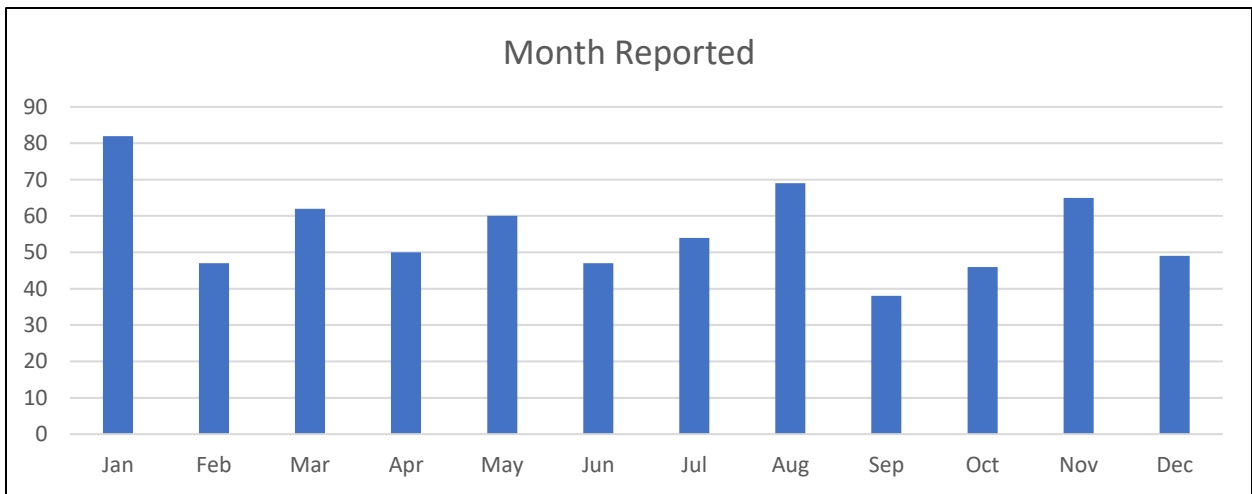
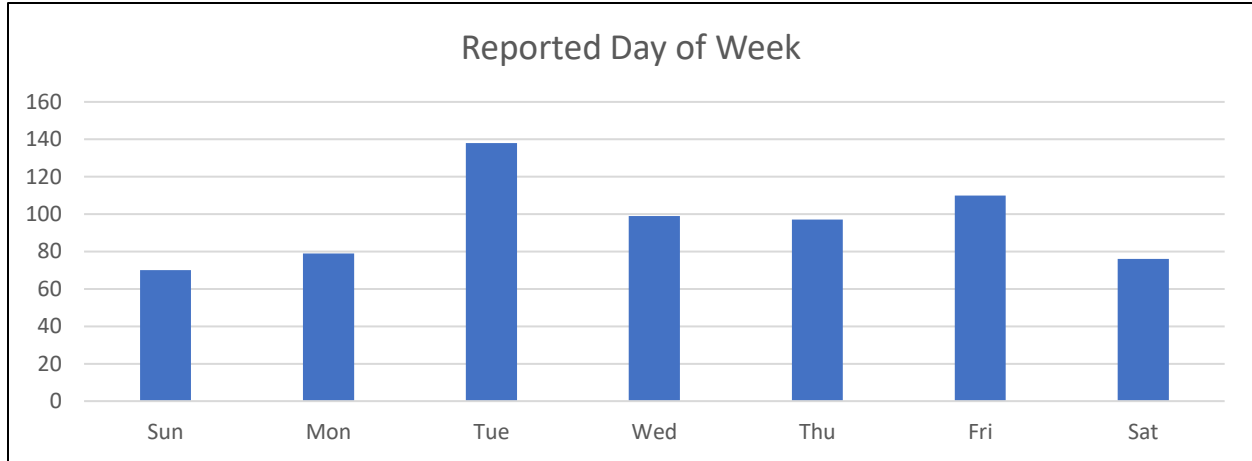


Burglary Location | 2023



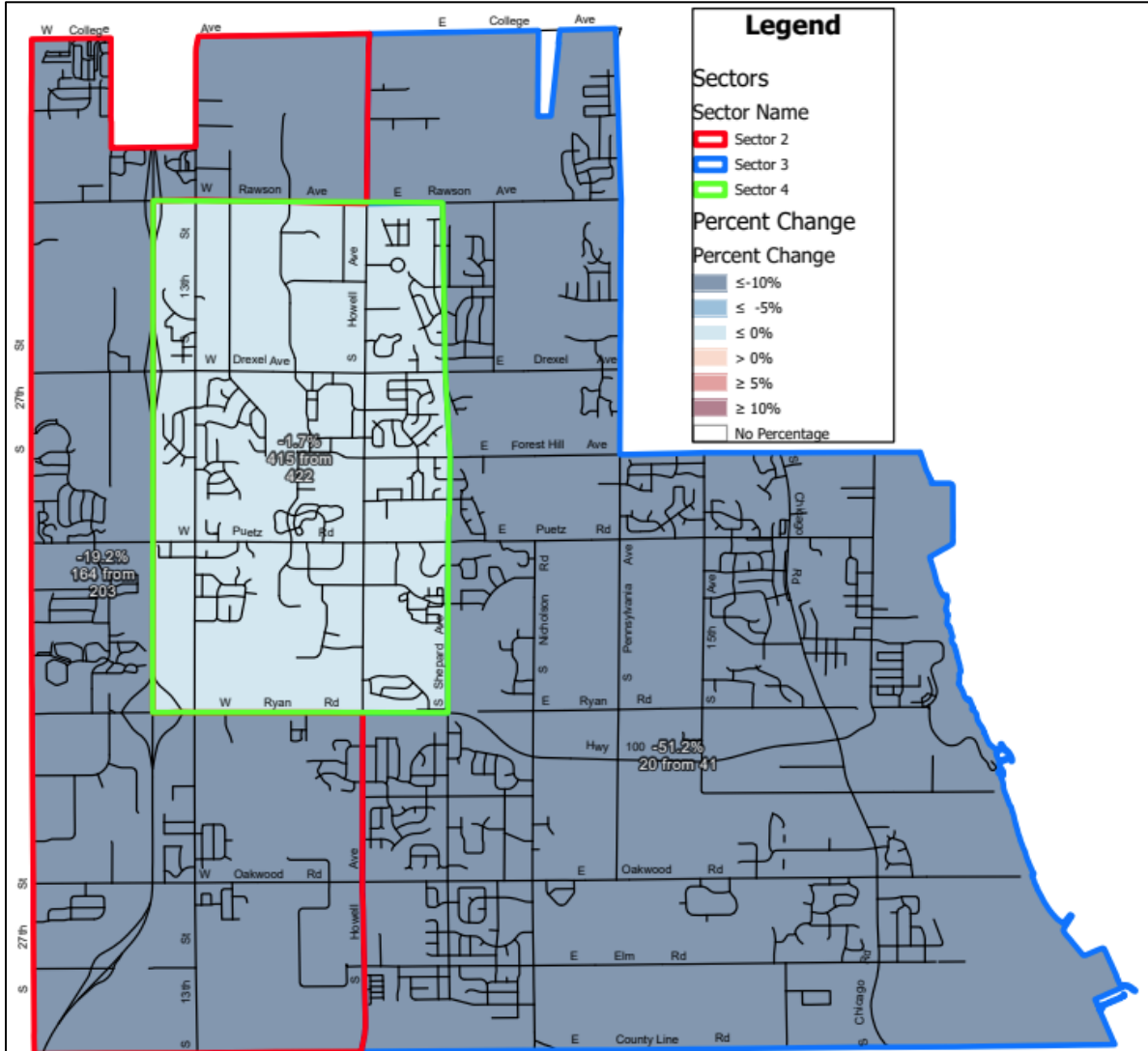


Theft | 2023





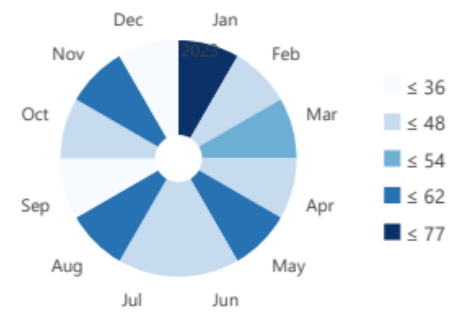
Theft | Comparison 2022 & 2023



Change in Thefts : 2023 (Two Week Interval)

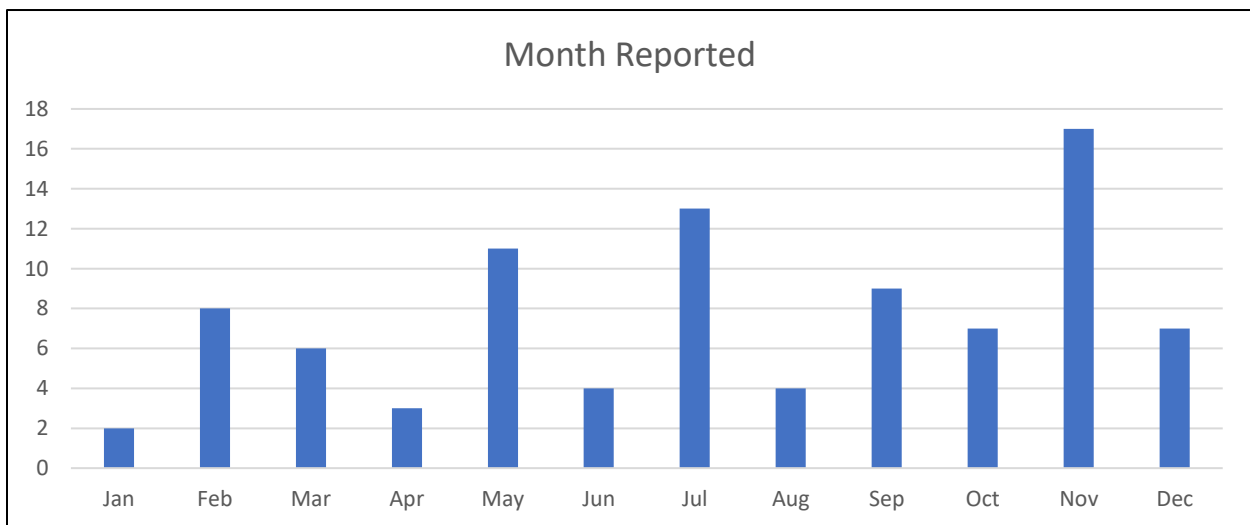
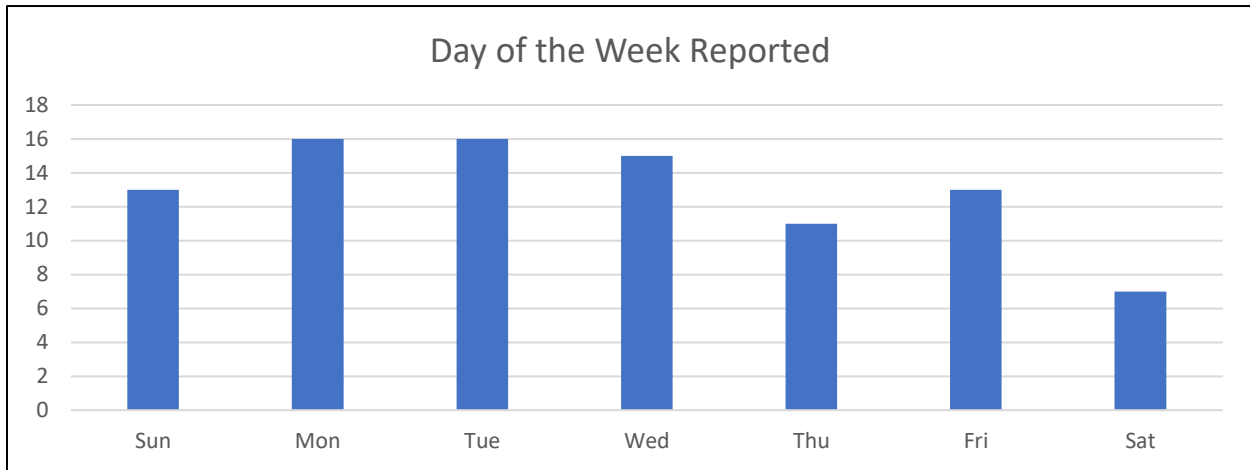
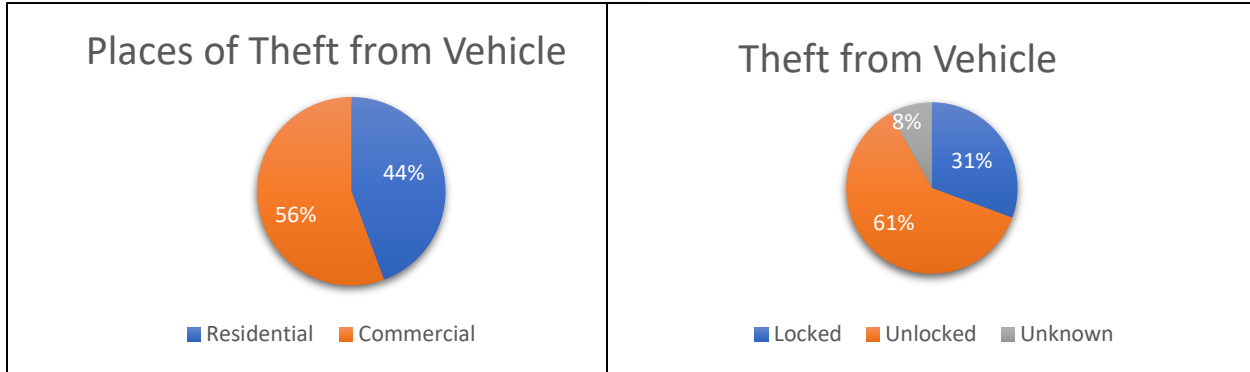


Counts by Months over Years



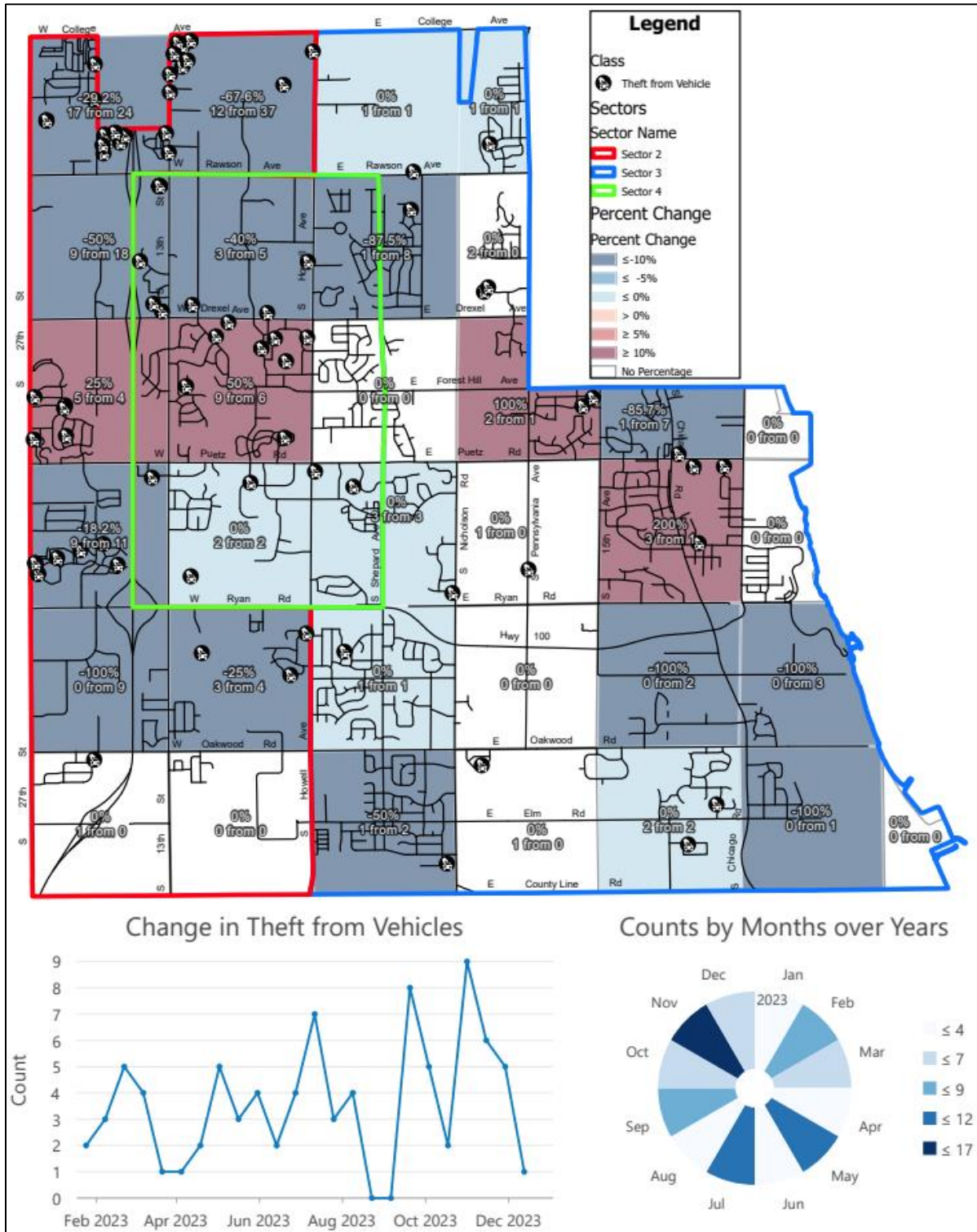


Theft from Vehicle | 2023





Theft from Vehicle | Comparison 2022 & 2023





Vehicle Theft | 2023

