

OAK CREEK POLICE

2003 Annual
Report



Mission Statement

THE MISSION OF THE OAK CREEK POLICE DEPARTMENT IS TO ENHANCE THE QUALITY OF LIFE IN THE CITY OF OAK CREEK.

We can accomplish our mission by working to achieve goals of:

**Protecting life and property
Preserving the peace
Enforcing the law**

However, we cannot succeed alone. Essential to the success of achieving these common goals is the active involvement of our citizens through formation of a public/private partnership with us.

We, the members of the Oak Creek Police Department, commit ourselves to the following set of values that always guide our actions in this mission:

HUMAN LIFE We value human life above all.

INTEGRITY We believe integrity includes fairness, honesty and loyalty, which are essential for the public trust.

RESPECT We respect ourselves and all others. We strive to treat each other with dignity and compassion and to provide cooperation and teamwork.

CONSTITUTION (AND LAWS) We believe in both the federal and state constitutions, as well as recognizing and applying federal, state, and local laws.

EXCELLENCE We strive for excellence in all tasks performed. We also believe in the importance of knowledge and continual self-development in gaining excellence.

ACCOUNTABILITY We accept responsibility for our actions and are accountable to our community.

ADAPTABILITY We believe through a combination of imagination, ingenuity and common sense that we can be effective in our work of identifying and solving problems. We are also flexible and innovative enough to meet the demands of a dynamic, ever-changing community.

Table of Contents

2003 At a Glance 1

Work Load Measures 2-7

Domestic Violence Statistics 8

State Charge Statistics 9

Conviction Performance 10-11

Drunk Driving Statistics 12

Use of Force Statistics 13

Number of Index Crimes in Oak Creek – 3-year Scan 14

Oak Creek Adult Arrests Comparison – 2002 & 2003 15

Oak Creek Juvenile Arrests Comparison – 2002 & 2003 16

Number of Oak Creek Law Enforcement Officers 17

Staffing Comparisons—Other Agencies 18-19

2003 Citizen Survey Results 20-32

<p>Mayor Richard R. Bolender</p>	<p>Police & Fire Commission James Moczynski, Pres. Robert Anderson Richard Picard Cynthia Lopez James Schultz</p>	<p>City Administrator Vacant</p>
<p>Common Council 1st Dist.-Elizabeth Kopplin 2nd Dist.-Allan Foeckler 3rd Dist.-Ann Lampe 4th Dist.-Michael Toman 5th Dist.-Dimitry Grabowski 6th Dist.-Charles Koehler</p>	<p>Chief of Police Thomas P. Bauer</p>	<p>Municipal Judge John Grahovac</p>
<p>City Attorney Larry Haskin Barry Book</p>		
<p>(listing as of 12/31/03)</p>		

2003 At a Glance

- The major task for this past year was moving in to our new facility at 301 W. Ryan Road.

May: The underground fuel line to the emergency generator delayed the move and occupancy of the new police department! All other work has basically been completed by J.P. Cullen and all subcontractors.

June /July: Work was initiated after a very substantial effort was completed in the remediation of the soil by J.P. Cullen.

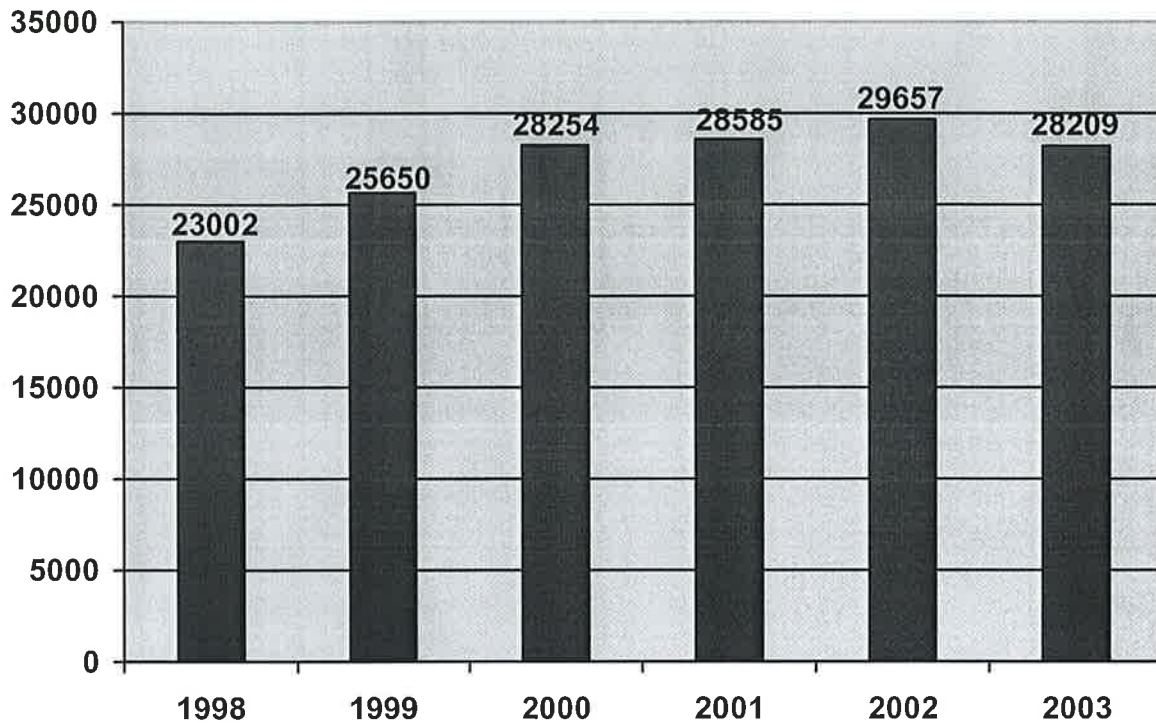
August 16th: The entire Police Department workforce is moved into the new building.

September 26 and 27: Dedication of the building and open house conducted.

- Began a study on a possible joint dispatch center with South Milwaukee, Cudahy and Oak Creek.
- Began the Oak Creek Police and Fire Department version of a joint dispatch center.
- Expanded the dispatch center by 4 additional employees to accommodate the joint center.
- Promotions:
 - Created the position of Detective Lieutenant and promoted Sgt. John Edwards to that position.
 - Promoted Officer Clint Bauer to the position of detective.
 - Promoted Detective Steve Anderson to Sergeant.
- Created an internal team of Police Homeland Security Officers.
- Pastor Brooks of the Assembly of God Church past a blessing upon our new building at our annual meeting
- Federal Grant obtained for hiring two additional police officers.
- Business Alert Network was created for direct e-mail connection with area business.
- Concerned Parents Program started for out-of-town parents to allow police entry to their homes.
- National Night Out attended by approximately 6,000 citizens.
- April 15th "Tax Day Fire" showed city cooperation in Incident Command and exercising our Emergency Operation Plan.
- New Employees:
 - PO Andrew Ahearn
 - PO Nathan Franke
 - PO Jamie Lisowski
 - Dispatcher Jill Janikowski
 - Dispatcher Mike Kilbourn
 - Dispatcher Linda Meyer
 - Dispatcher Jenny Socha
 - Dispatcher Cindy Trinwith

Work Load Measures

Calls for Service –Six Year Scan



Notes

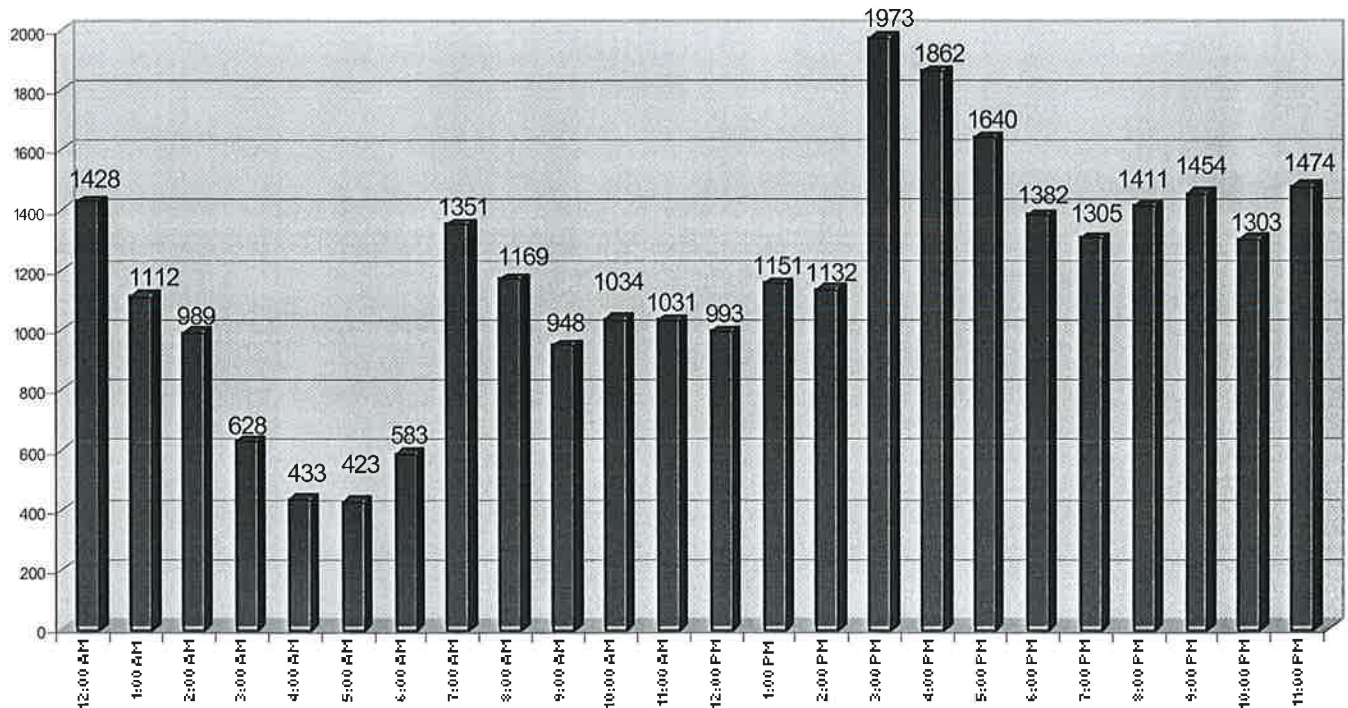
Calls for service include requests for assistance made by citizens in which a police officer responds, as well as other officer-generated activities. Officer-generated activities include traffic stops, traffic-related arrests, drug investigations, and officer-initiated complaints based on their observations.

Calls for service do not include business checks, residential checks, and directed patrols.

The number of calls for service decreased in 2003 by 4.88% over 2002 figures, or a total of 1,448. This decrease can be partially attributed to the fact that the Department had two fewer police officers in 2003 due to military deployments and transfers. Each officer handles approximately 600 citizen contacts per year, which can vary based on their assignments (i.e., patrol, supervisor, school resource officer, etc.).

Work Load Measures

Total Calls for Service by Hour of Day

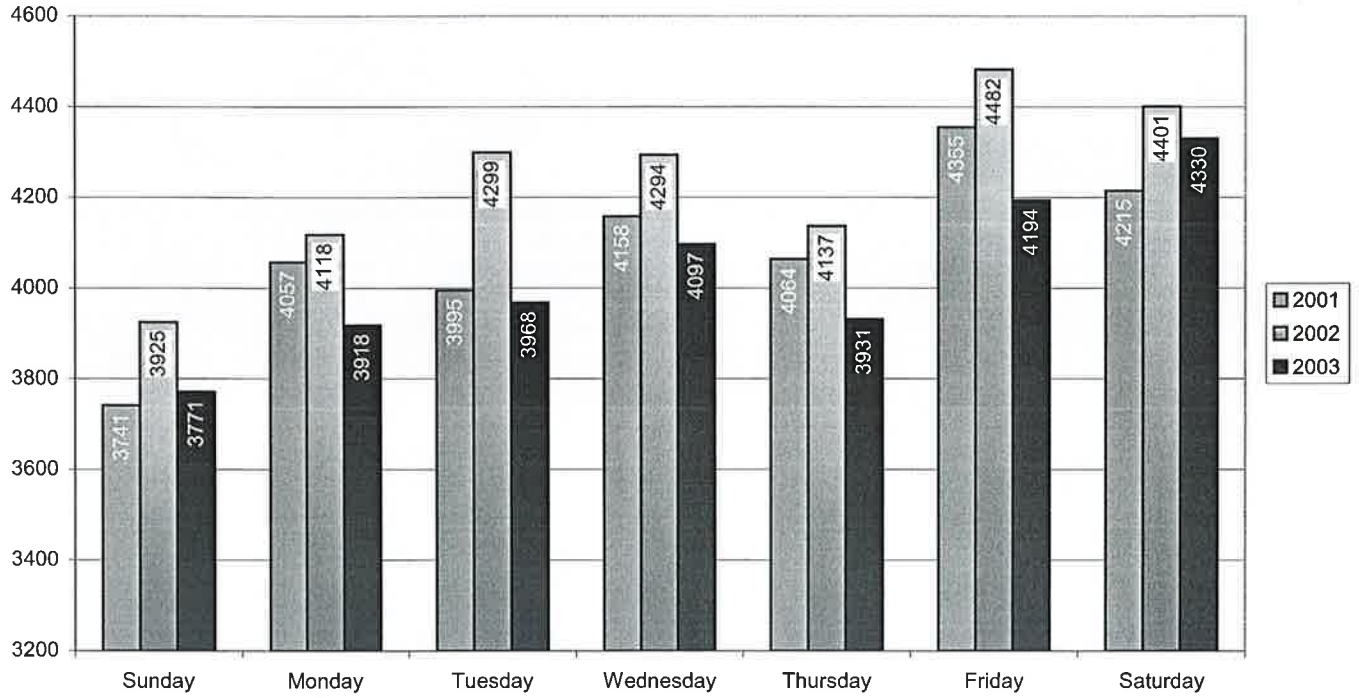


Notes

The highest activity for the Oak Creek Police Department remains relatively consistent from year to year. Activity increases significantly after 3:00 p.m. as citizens return from work. Traffic-related incidents are the majority of the contacts which cause this increase.

Work Load Measures

Calls for Service by Day of Week

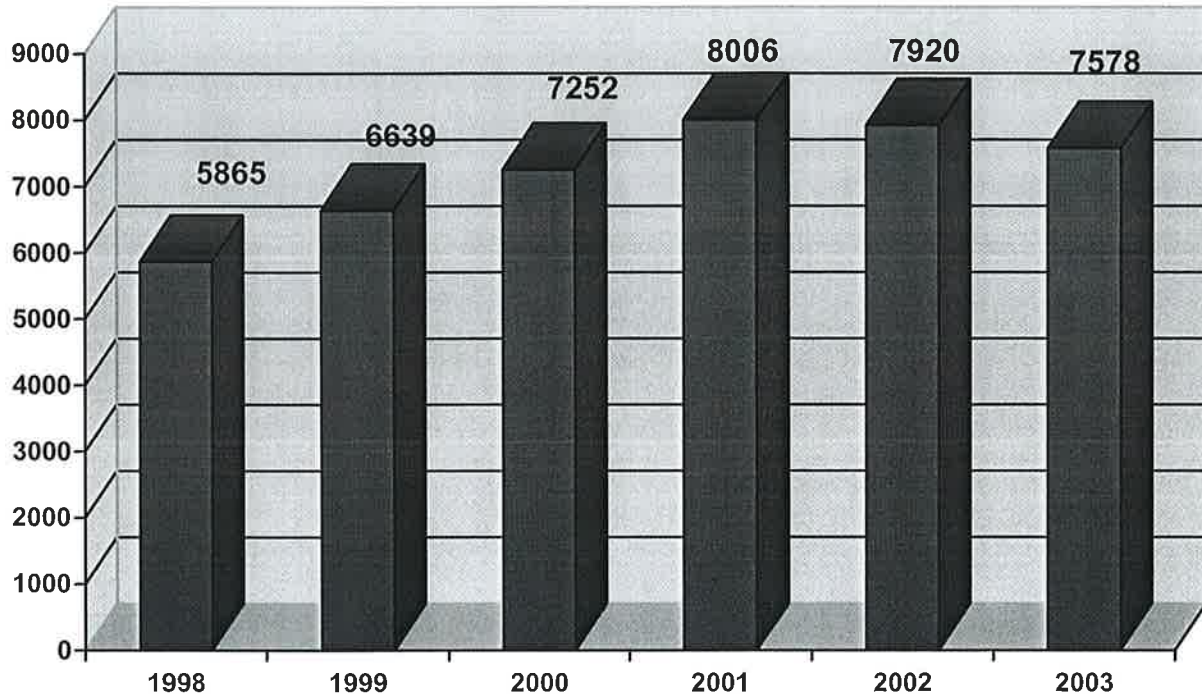


Notes

Friday and Saturday remain the days in which calls for service demands are higher. This is attributed to the fact that a large segment of the population is at home. There is also an increase in officer-generated activity, both in traffic enforcement and field interviews.

Work Load Measures

Arrest Totals – Six Year Scan



Notes

Arrests include all municipal offenses, traffic offenses and state arrests (misdemeanors and felonies). Parking violations are not included in the reported totals.

The Oak Creek Police Department had 342 fewer arrests in 2003 compared to 2002, most of which were traffic related. The decrease is partially attributed to the shortage of two police officers due to military deployment and a transfer. In 2003, patrol officers averaged approximately 113 traffic arrests per officer.

Work Load Measures

Top Five Arrest Categories (Traffic Related)

Year	Vehicle Registration	Driver License Violations	Speeding	Drunk Driving	Equipment Violations
2003	1150	1129	793	428	416
2002	1220	1220	799	232	327
2001	1272	1402	676	195	269

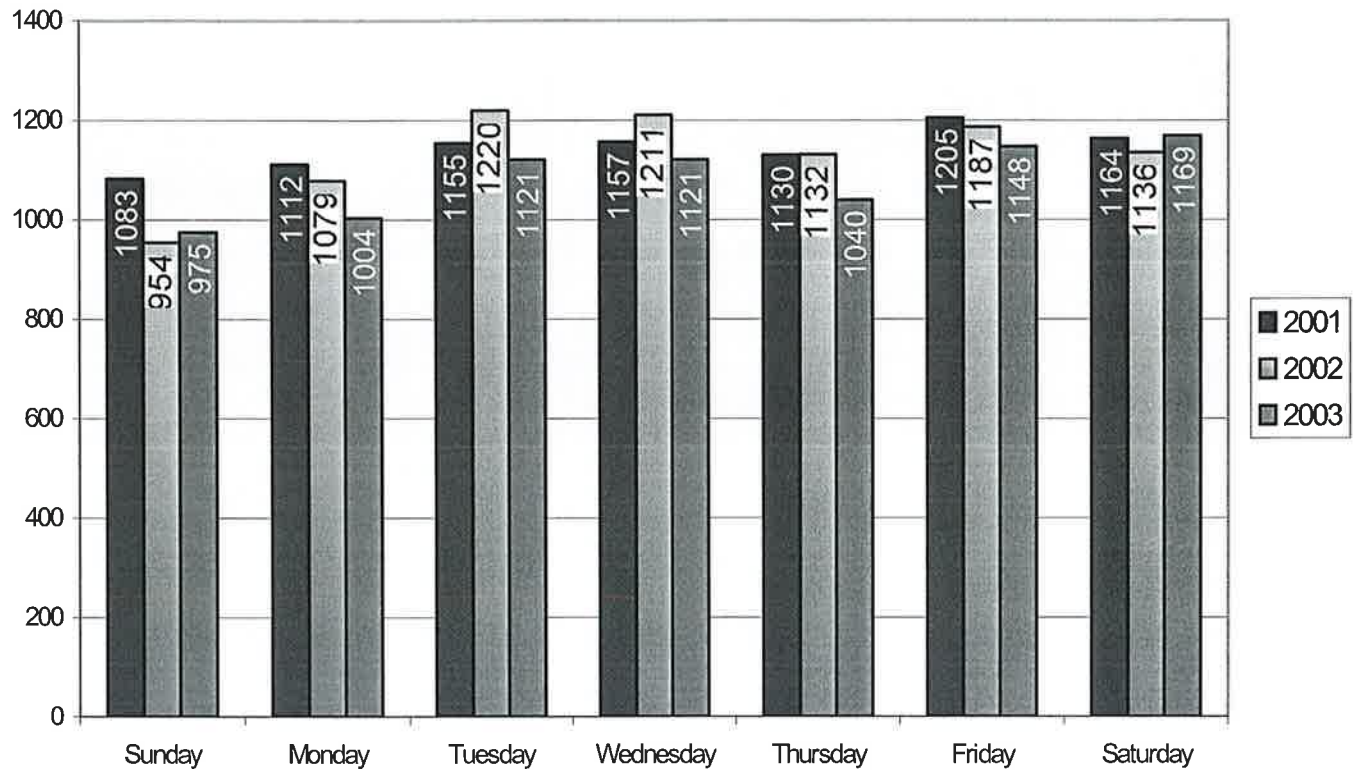
Top Five Arrest Categories (Non-Traffic Related)

Year	Disorderly Conduct	Drug/Narcotic Possession Violations	Drug/Narcotic Paraphernalia Violations	Retail Theft	Assault Aggravated & Simple
2003	532	379	204	176	143
2002	404	183	293	173	*
2001	331	300	175	265	*

*No data available for this category in 2001 and 2002.

Work Load Measures

Arrests by Day of Week



Notes

Similar to calls for service, the number of arrests are generally higher on Friday and Saturday due to a greater number of residents being home as well as an increase in drug/alcohol-related activity. The Department also experiences an increase in traffic offenses on the weekends due to these same factors.

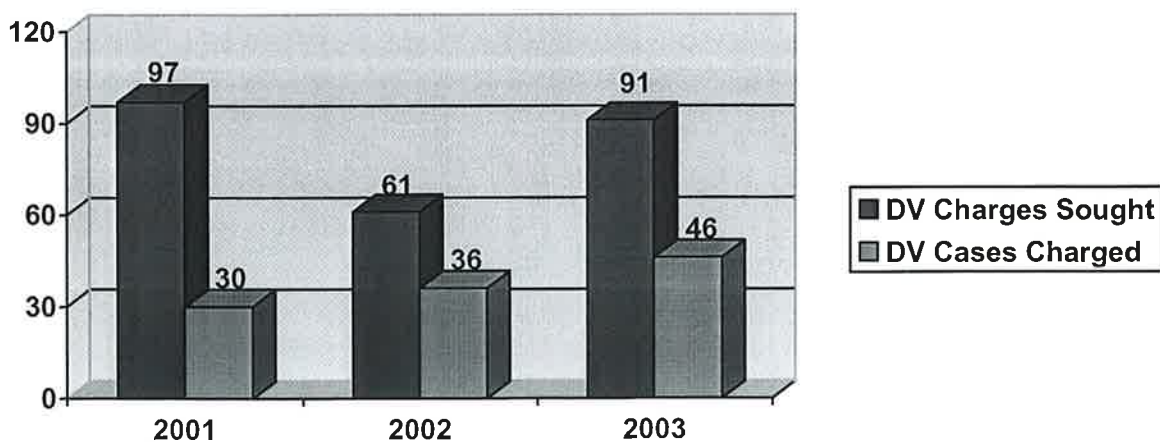
Domestic Violence Statistics

Domestic Violence Charges Sought			
Dispositions	2001	2002	2003
Total Cases	97	61	91
# of Cases Charged	30	36	46
# of Cases Not Charged	67	25	45
Charging Percentage	31%	59%	51%

Domestic Violence Convictions			
Dispositions	2001	2002	2003
Total Cases Charged	30	36	46
# Found Guilty	19	10	5
No Process*	**	21	37
# Dismissed in Court	2	1	3
# Still Pending	9	4	1
Conviction Percentage	63%	28%	11%

*No process means that the case was reviewed by the District Attorney’s Office and determined to lack enough criteria to merit a state charge being issued.

** The “No Process” category was not calculated in 2001.



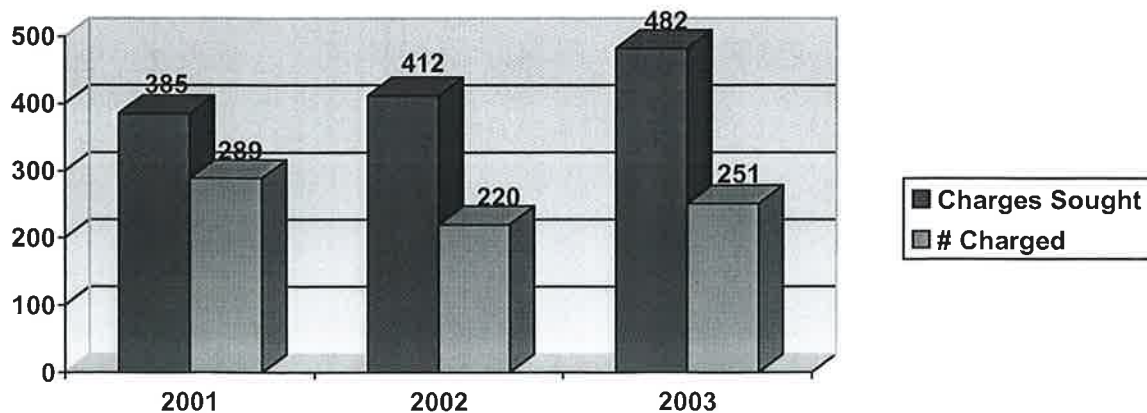
State Charge Statistics

State Charges Sought			
Dispositions	2001	2002	2003
Total Cases	385	412	482
# of Cases Charged	289	220	251
# of Cases Not Charged	96	192	231
Charging Percentage	75%	53%	52%

State Charge Convictions			
Dispositions	2001	2002	2003
Total Cases Charged	289	220	251
# Found Guilty	98	56	54
No Process*	96	96	113
# Dismissed in Court	33	10	12
# Found Not Guilty	0	1	0
# Still Pending	158	57	72
Conviction Percentage	75%	34%	30%

*No process means that the case was reviewed by the District Attorney's Office and determined to lack enough criteria to merit a state charge being issued.

◆ The conviction percentage was computed by dividing the number of cases in which the offender was found guilty by the total number of cases charged (minus the number of cases still pending).



CONVICTION PERFORMANCE

Juvenile Municipal Ordinance Convictions

Disposition	1999	2000	2001	2002	2003
Total Cases	333	340	512	524	356
Guilty	122	85	322	93	48
Stipulated	21	23	41	20	27
Dismissed	70	31	80	64	48
Not Guilty	0	0	0	0	0
No Finding/Pending	120	201	69	347	233
Withdrawn	0	0	0	0	0
Conviction %	67%	78%	82%	64%	61%

Notes

- ◆ Cases with “No Finding” have no final disposition and have not been included in the computation of conviction percentages. A large reason for the amount of No Finding and Pending cases is a result of the amount of juvenile offense cases held open. Many first-time juvenile ordinance offenders are offered the opportunity to enroll in special programs – such as an alcohol assessment program for first-time alcohol violation offenders – in lieu of prosecution. These cases are held open until successful completion of the program.
- ◆ Dismissal totals include cases dismissed for successful completion of a first-time offender program.

CONVICTION PERFORMANCE

Adult Municipal Ordinance Convictions

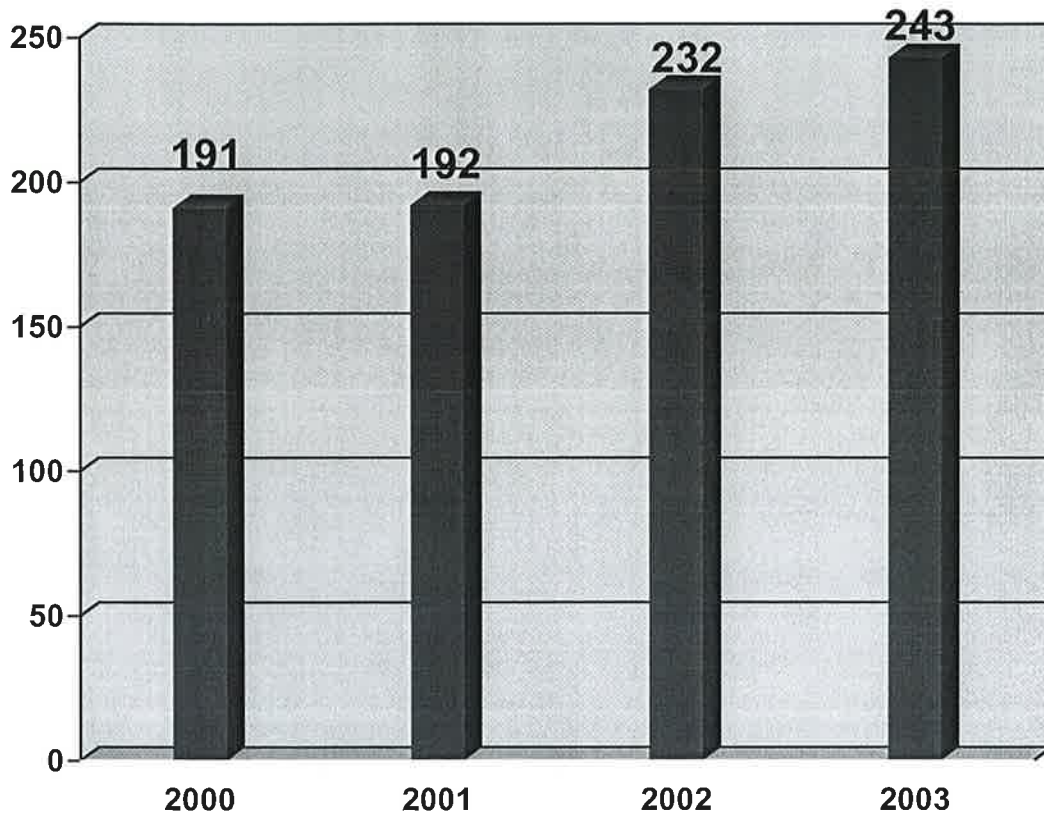
Disposition	1999	2000	2001	2002	2003
Total Cases	1094	1280	1422	1448	1338
Guilty	352	418	912	454	385
Stipulated	140	191	148	134	147
Dismissed	88	123	136	108	75
Not Guilty	0	7	1	2	3
No Finding/Pending	513	547	224	750	728
Withdrawn	1	1	1	0	0
Conviction %	85%	83%	89%	84%	87%

Notes

- ◆ Cases with “No Finding” have no final disposition and have not been included in the computation of conviction percentages. Pending cases are a result of several factors, such as hold opens, court dates being assigned after 2003 and Not Guilty plea’s resulting in additional court appearances.
- ◆ Municipal Court dismissals are the result of cases that were held open for a specific time period. Cases are held open if the offender had no further violations or if the offender attends a program based on the offense committed. Some other possible reasons for dismissals could be the victim’s refusal to press charges, lack of witness testimony, or insufficient evidence – not necessarily the lack of reasonable suspicion at the time of arrest.
- ◆ Conviction percentage is computed by dividing the number of cases in which the offender stipulated or was found guilty by the total number of cases, minus those that were still pending (No Finding) or “Withdrawn”.

Operating While Intoxicated Statistics

Reported OWI Offenses
4-Year Scan



****Does not include Prohibited B.A.C. citations.**

Notes

- ◆ There was a 4.5% increase in the number of drunk driving arrests for 2003.
- ◆ These arrest numbers do not reflect conviction data. Many cases are still in litigation or the final disposition has not yet been recorded.

2003 Use of Force Statistics

A Use of Force report is required whenever an officer must place their hands on an offender to make an arrest or use a higher level of force to gain compliance. The Use of Force statistics reflect the officers' use of "Empty Hand Control Techniques" or higher levels of force.

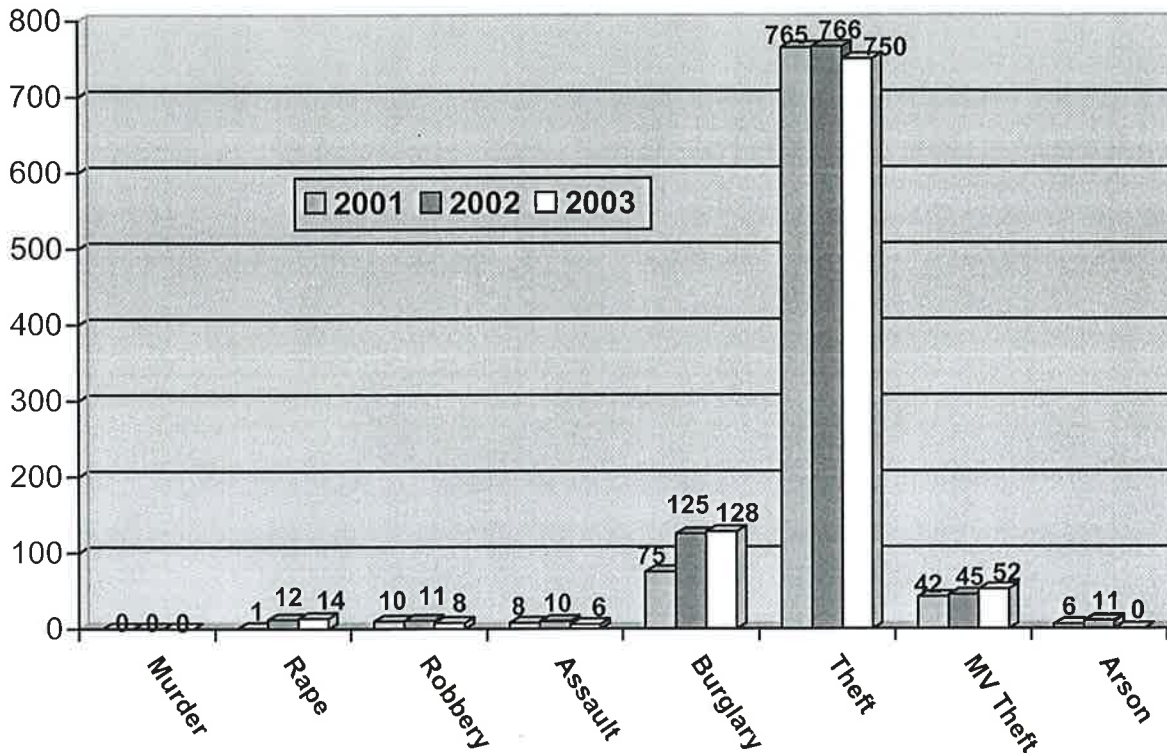
<i>Year</i>	<i>Total Arrests</i>	<i>Total Use of Force Reports</i>
1998	5865	27
1999	6630	32
2000	7252	26
2001	8006	29
2002	7919	23
2003	7578	23

Types of Force Used - 2003

- ◆ Application of a Come-Along (escort) 3
- ◆ Decentralization (directing a person to the ground) 4
- ◆ Use of Active Countermeasures (knee strike, elbow strikes, etc)..... 3
- ◆ Use of pressure points to gain compliance 3
- ◆ K-9 bites..... 2
- ◆ Use of OC Spray 1
- ◆ Use of Taser 7

Number of Index Crimes in Oak Creek 3-Year Scan

Index offenses are defined as crimes that have been committed. These crimes include murder, non-negligent manslaughter, forcible rape, robbery, aggravated assault, burglary, theft, motor vehicle theft, and arson. Attempts of these crimes are also included. They do not include municipal ordinance violations.



Burglaries	2002	2003	Change
Residential (Day)	22	33	11
Residential (Night)	22	16	-6
Nonresidential (Day)	35	32	-3
Nonresidential (Night)	46	47	1

Thefts	2002	2003	Change
Pocket Picking	1	2	1
Purse Snatching	2	1	-1
Shoplifting	156	133	-23
From MV	152	162	10
MV Parts	118	137	19
Bicycles	26	18	-8
From Building	93	55	-38
From Coin Operated Machine	4	8	4
All Other	214	234	20

Oak Creek Adult Arrests Comparison 2002 and 2003

	2002	2003
Aggravated Assault	24	14
Arson	0	0
Burglary	7	40
Disorderly Conduct	280	376
Embezzlement	30	39
Family Offenses	1	5
Forgery	10	11
Fraud	250	163
Gambling	0	0
Murder	0	0
MV Theft	6	8
Negligent Manslaughter	0	1
OWI	230	239
Prostitution	0	2
Rape	2	1
Robbery	1	3
Sex Offenses	9	18
Simple Assault	59	97
Stolen Property	23	23
Theft	147	141
Vandalism	36	37
Weapon Laws	29	28
Other	250	258

Oak Creek Juvenile Arrests Comparison 2002 and 2003

	2002	2003
Aggravated Assault	1	0
Arson	0	0
Burglary	10	15
Disorderly Conduct	121	110
Embezzlement	17	27
Family Offenses	0	0
Forgery	1	0
Fraud	2	4
Gambling	0	0
Murder	0	0
MV Theft	5	5
Negligent Manslaughter	0	0
OWI	5	6
Prostitution	0	0
Rape	1	2
Robbery	1	0
Sex Offenses	10	4
Simple Assault	24	12
Stolen Property	11	6
Theft	74	52
Vandalism	24	31
Weapon Laws	12	9
Other	48	64

Number of Full-Time Oak Creek Law Enforcement Officers

Year	Population	# of Sworn Officers	Ratio per 1,000 Residents
1987	18,244	39	2.1
1988	18,662	40	2.1
1989	19,140	39	2.0
1990	19,513	39	2.0
1991	19,917	40	2.0
1992	20,543	40	1.9
1993	21,221	40	1.9
1994	21,984	41	1.9
1995	23,272	44	1.9
1996	23,915	41	1.7
1997	24,975	44	1.8
1998	25,842	44	1.7
1999	26,766	46	1.72
2000	27,600	47	1.7
2001	29,232	49	1.67
2002	29,828	49	1.64
2003	30,856	50	1.62
2004	31,556	50	1.58

Year	# of Full-Time Support	Total # of Full-Time Staff	Total Employees per 1,000 residents
1990	4	43	2.2
1995	10	54	2.3
1996	10	55	2.3
1997	11	56	2.2
1998	13	58	2.2
1999	15	61	2.3
2000	15	62	2.2
2001	15	64	2.2
2002	16	65	2.1
2003	20	70	2.3

COMPARISON OF MILWAUKEE COUNTY AGENCIES WITH MORE THAN 10,000 RESIDENTS

(In order by Ratio of Sworn Officers per 1,000 Residents)

Agency	2003 Population	Full-Time Employees		Ratio per 1,000 Residents	
		Sworn	Civilian	Sworn	Total Employees
Glendale	13,121	48	1	3.67	3.73
Milwaukee	595,895	2,116	815	3.55	4.91
Brown Deer	12,600	32	6	2.53	3.01
West Allis	61,254	136	26	2.22	2.64
Shorewood	13,724	27	9	1.97	2.62
Greendale	14,283	28	8	1.96	2.52
Wauwatosa	47,271	91	29	1.92	2.53
Franklin	31,467	59	19	1.87	2.47
Whitefish Bay	14,250	24	7	1.68	2.17
Greenfield	35,776	60	23	1.68	2.31
Oak Creek	30,856	50	20	1.62	2.30
South Milw.	21,424	34	6	1.59	1.87
Cudahy	18,410	28	12	1.52	2.17
Total	910,331	2,733	981	3.00	4.07
Total (Excluding City of Milw.)	314,436	617	166	1.96	2.49

Population Source: Estimate by Department officials of population as of Dec. 31, 2003

Staffing Source: Departments' 2003 budget for staff.

COMPARISON OF 13 WISCONSIN POLICE DEPARTMENTS WITH RESIDENT POPULATIONS BETWEEN 25,000 AND 40,000

(In order by Ratio of Sworn Officers per 1,000 Residents)

Agency	2003 Population	Full-Time Employees		Ratio per 1,000 Residents	
		Sworn	Civilian	Sworn	Total Employees
Beloit	35,918	78	20	2.17	2.72
Superior	27,227	58	7*	2.13	2.38
West Bend	28,630	57	20	1.99	2.69
New Berlin	38,920	74	20	1.90	2.41
Franklin	31,467	59	19	1.87	2.47
Manitowoc	34,561	65	12	1.88	2.22
Stevens Point	25,056	44	13	1.75	2.27
Men. Falls	33,233	59	11*	1.77	2.10
Greenfield	35,776	60	23	1.68	2.31
Wausau	38,859	64	7*	1.64	1.82
Neenah	25,058	41	9*	1.63	1.99
Oak Creek	30,856	50	20	1.62	2.30
Brookfield	39,173	63	25	1.61	2.25
Total/Average	424,734	772	206	1.81	2.30

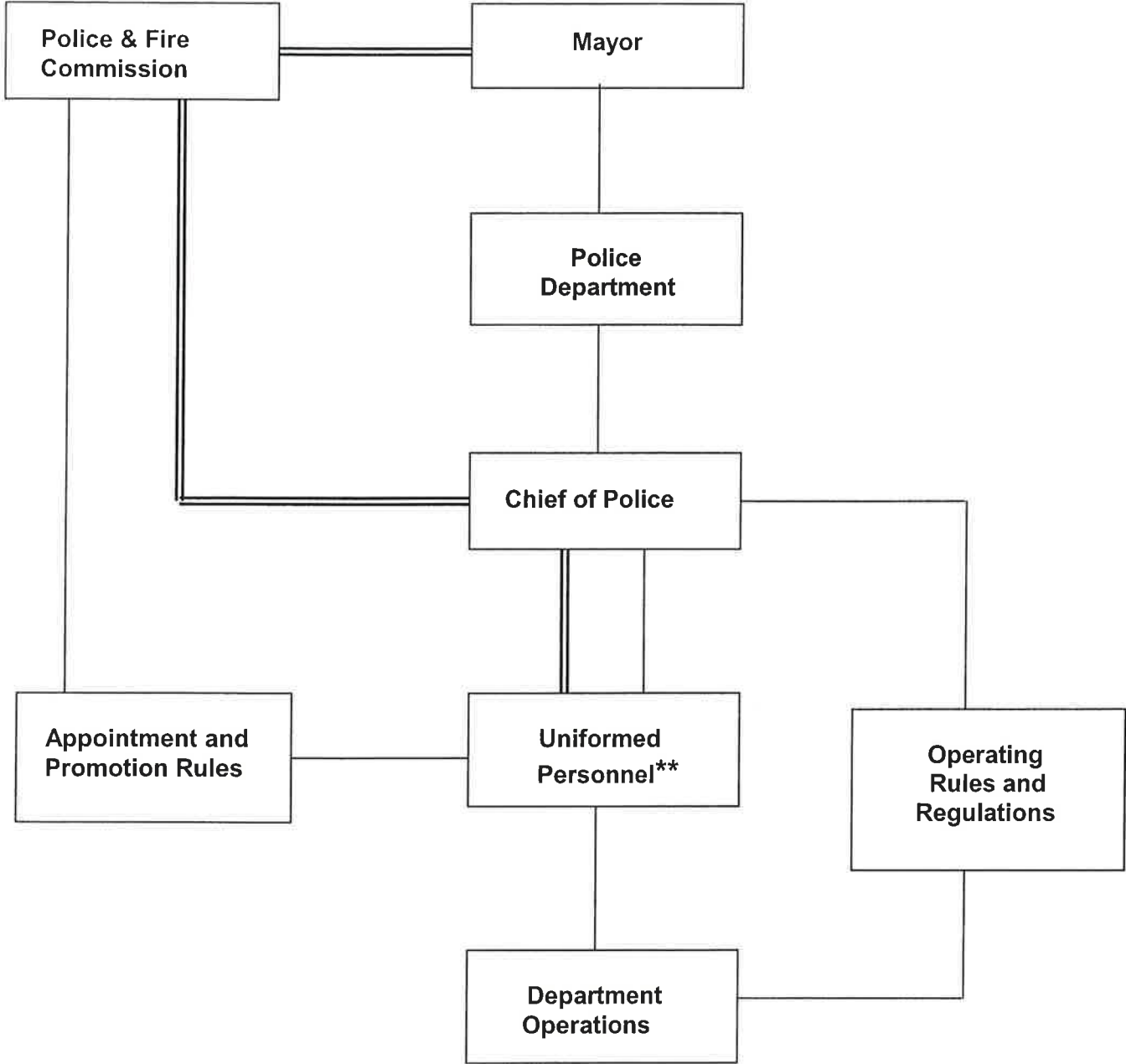
*Note: These cities do not count dispatchers in their budget, separate unit of government

Population Source: Estimate of Department Officials as of Dec. 31, 2002

Staffing Source: Departments' budgeted 2003 staff.

Oak Creek Police Department Organizational Chart

*Lines Of Authority In Wisconsin Cities

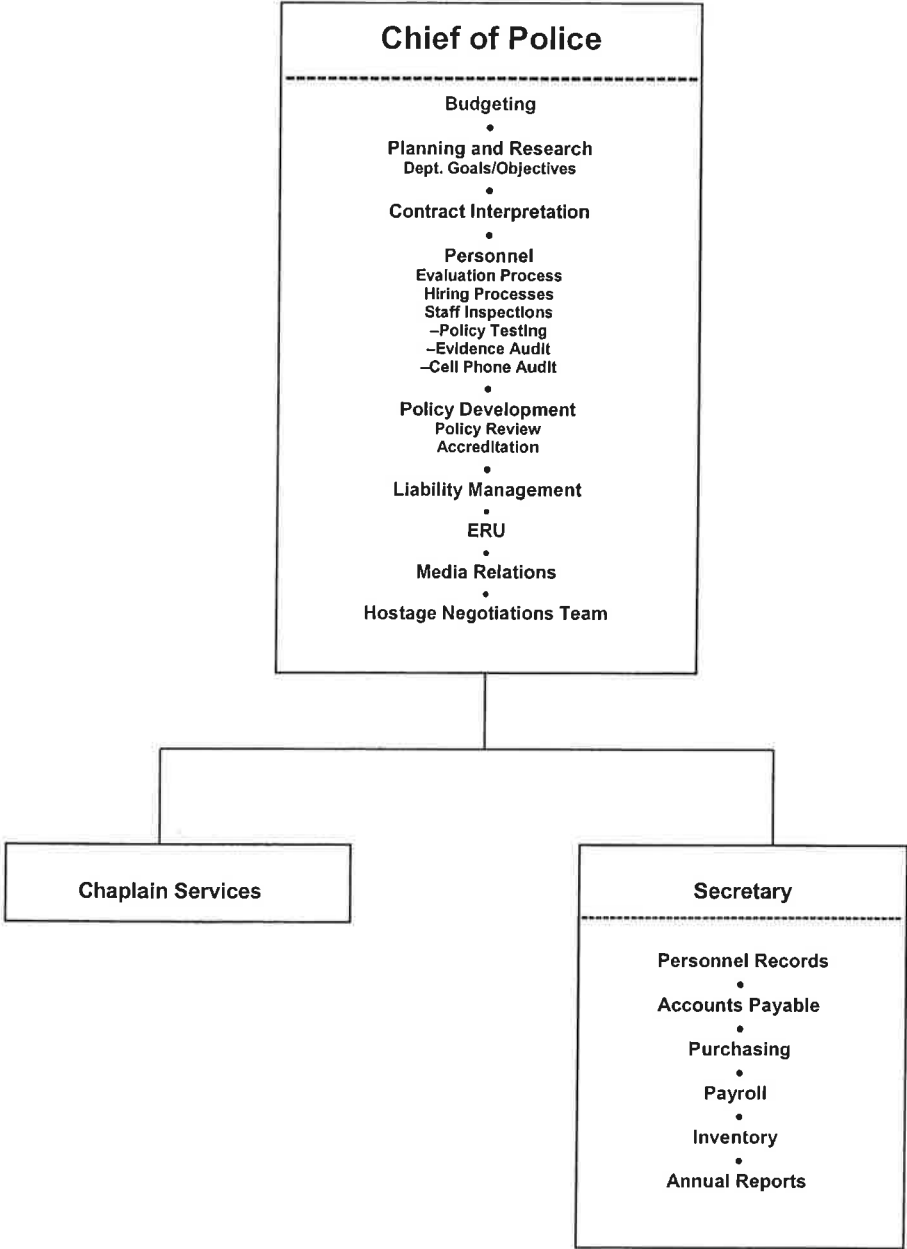


— Functional Authority
 = Appointment Authority

* Ref. "Handbook for Police & Fire Commissioners"
 ** Chief's appointments and promotions subject to Commission approval.

- SEE ALSO: ADDITIONAL ORGANIZATIONAL CHARTS
1. Bureaus/Personnel Allocated
 2. Bureaus/Personnel Assigned
 3. Bureaus/Units/Programs/Tasks—Chief's Office
 4. Bureaus/Units/Programs/Tasks—Admin. Division
 5. Bureaus/Units/Programs/Tasks—Operations Division
 6. Administrative Division Staff Assignments
 7. Operations Division Staff Assignments
 8. Chief's Office Staff Assignments

Oak Creek Police Department Organizational Chart
CHIEF'S OFFICE
 Bureaus/Units/Programs/Tasks

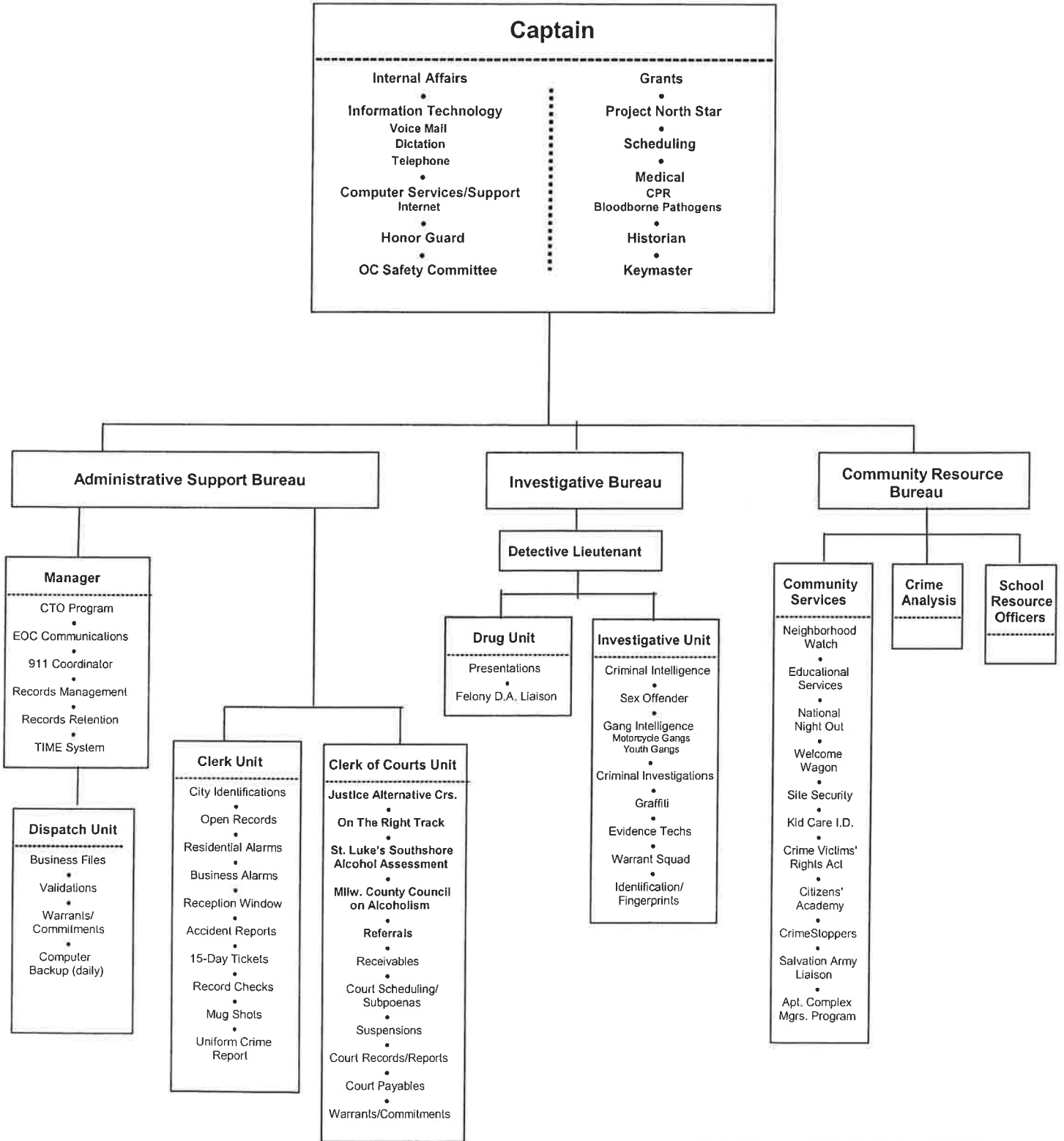


- SEE ALSO: ADDITIONAL ORGANIZATIONAL CHARTS**
1. Lines of Authority in Wisconsin Cities
 2. Bureaus/Personnel Allocated
 3. Bureaus/Personnel Assigned
 4. Bureaus/Units/Programs/Tasks—Admin. Division
 5. Bureaus/Units/Programs/Tasks—Operations Division
 6. Administrative Division Staff Assignments
 7. Operations Division Staff Assignments
 8. Chief's Office Staff Assignments

Oak Creek Police Department Organizational Chart

ADMINISTRATIVE DIVISION

Bureaus/Units/Programs/Tasks

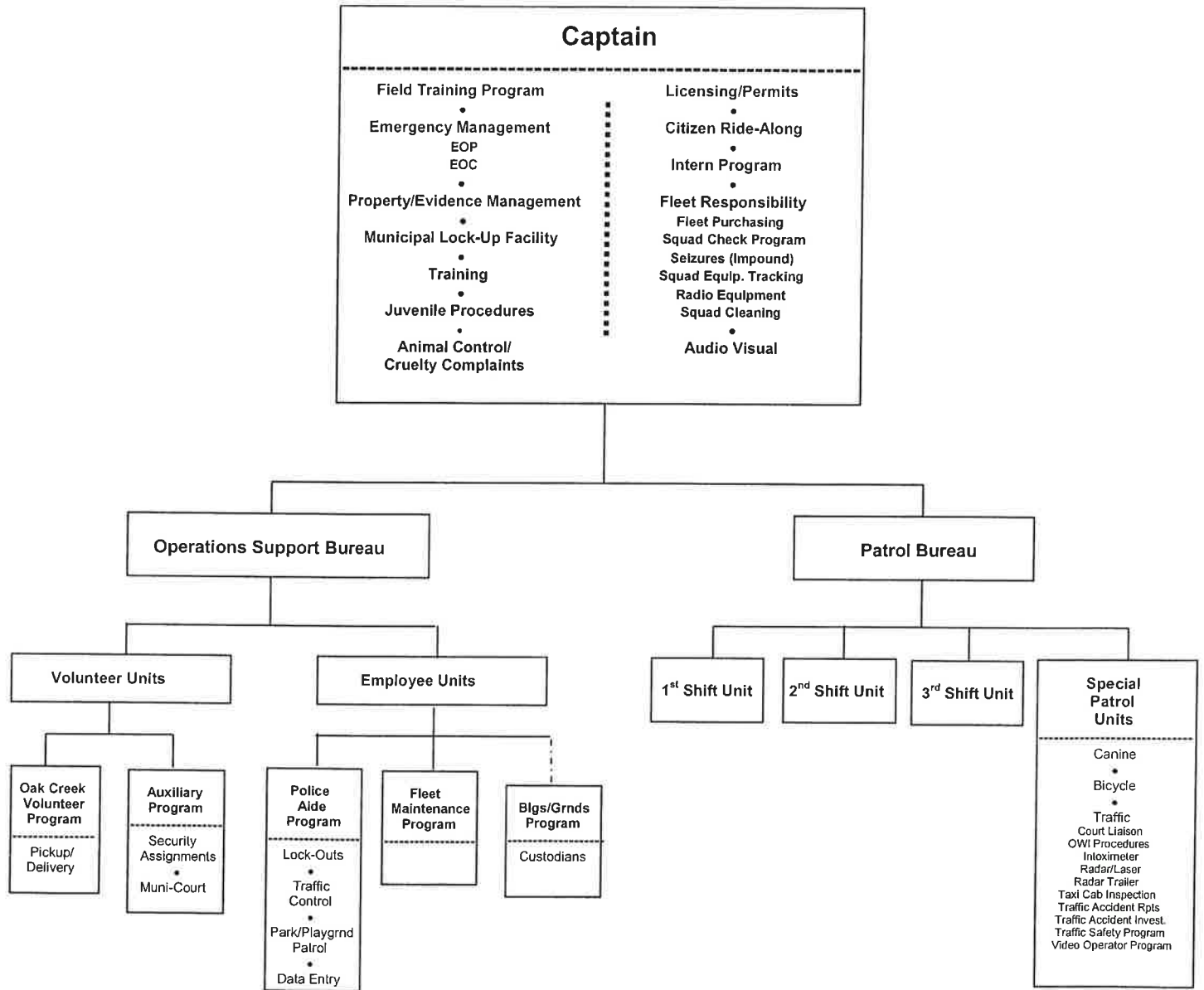


- SEE ALSO: ADDITIONAL ORGANIZATIONAL CHARTS**
1. Lines of Authority in Wisconsin Cities
 2. Bureaus/Personnel Allocated
 3. Bureaus/Personnel Assigned
 4. Bureaus/Units/Programs/Tasks—Chief's Office
 5. Bureaus/Units/Programs/Tasks—Operations Division
 6. Administrative Division Staff Assignments
 7. Operations Division Staff Assignments
 8. Chief's Office Staff Assignments

Oak Creek Police Department Organizational Chart

OPERATIONS DIVISION

Bureaus/Units/Programs/Tasks

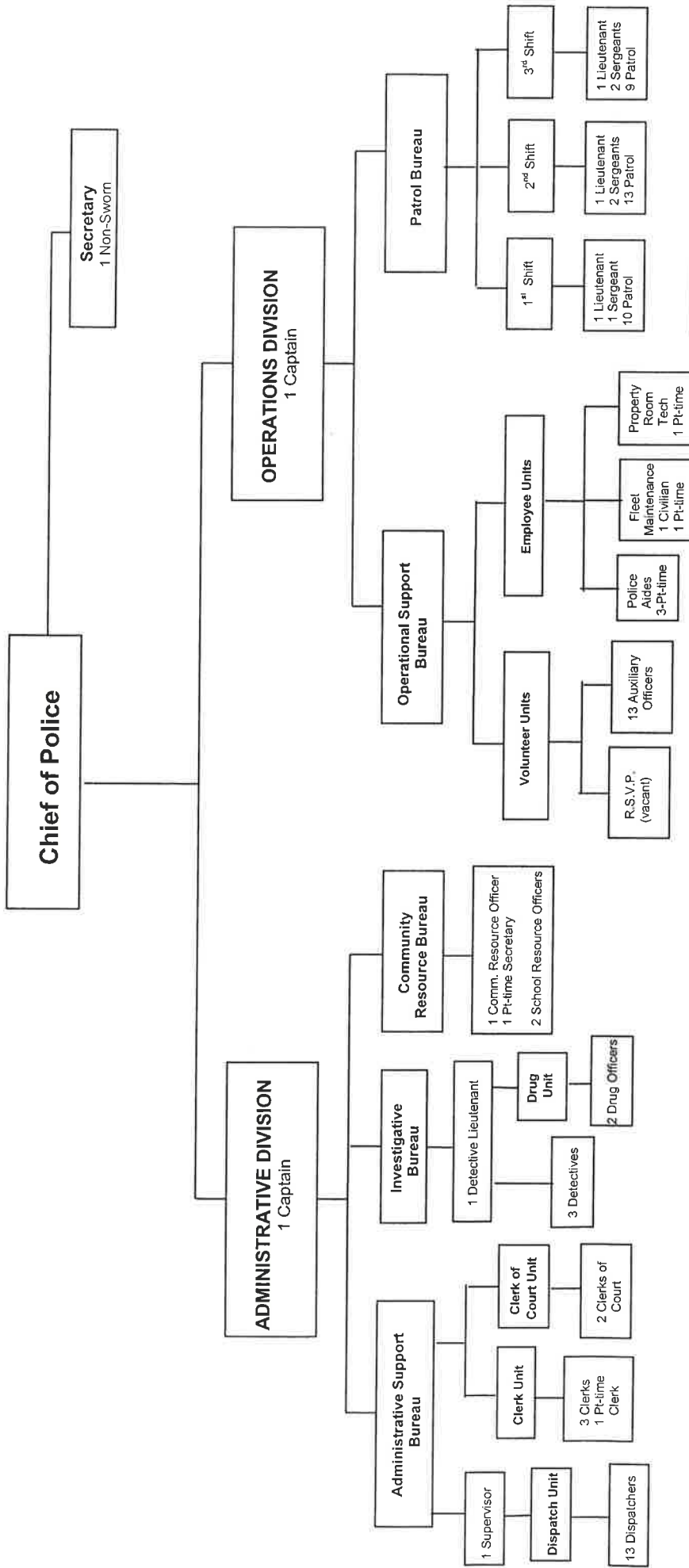


SEE ALSO: ADDITIONAL ORGANIZATIONAL CHARTS

1. Lines of Authority in Wisconsin Cities
2. Bureaus/Personnel Allocated
3. Bureaus/Personnel Assigned
4. Bureaus/Units/Programs/Tasks—Chief's Office
5. Bureaus/Units/Programs/Tasks—Administrative Division
6. Administrative Division Staff Assignments
7. Operations Division Staff Assignments
8. Chief's Office Staff Assignments

Oak Creek Police Department Organizational Chart

Bureaus/Personnel Allocated



AUTHORIZED STAFF	
Present	2003 Allocated
Police Chief	1
Captain	2
Lieutenant	4
Sergeant	5
Detective	3
Investigator	0
Police Officer	35
TOTAL SWORN	50
Admin. Support Services Mgr	1
Clerk Matron	3
Clerk of Courts	2
Dispatchers	13
Secretary	1
Mechanic II	1
Crossing Guards	2
Part-Time Secretary	1
Part-Time Clerk of Courts	0
Part-Time Property Room Tech	1
Part-Time Police Aids	3
Part-Time Custodian II	0
Part-Time Fleet Mnt.	1
TOTAL NON-SWORN	28
TOTAL STAFF	78

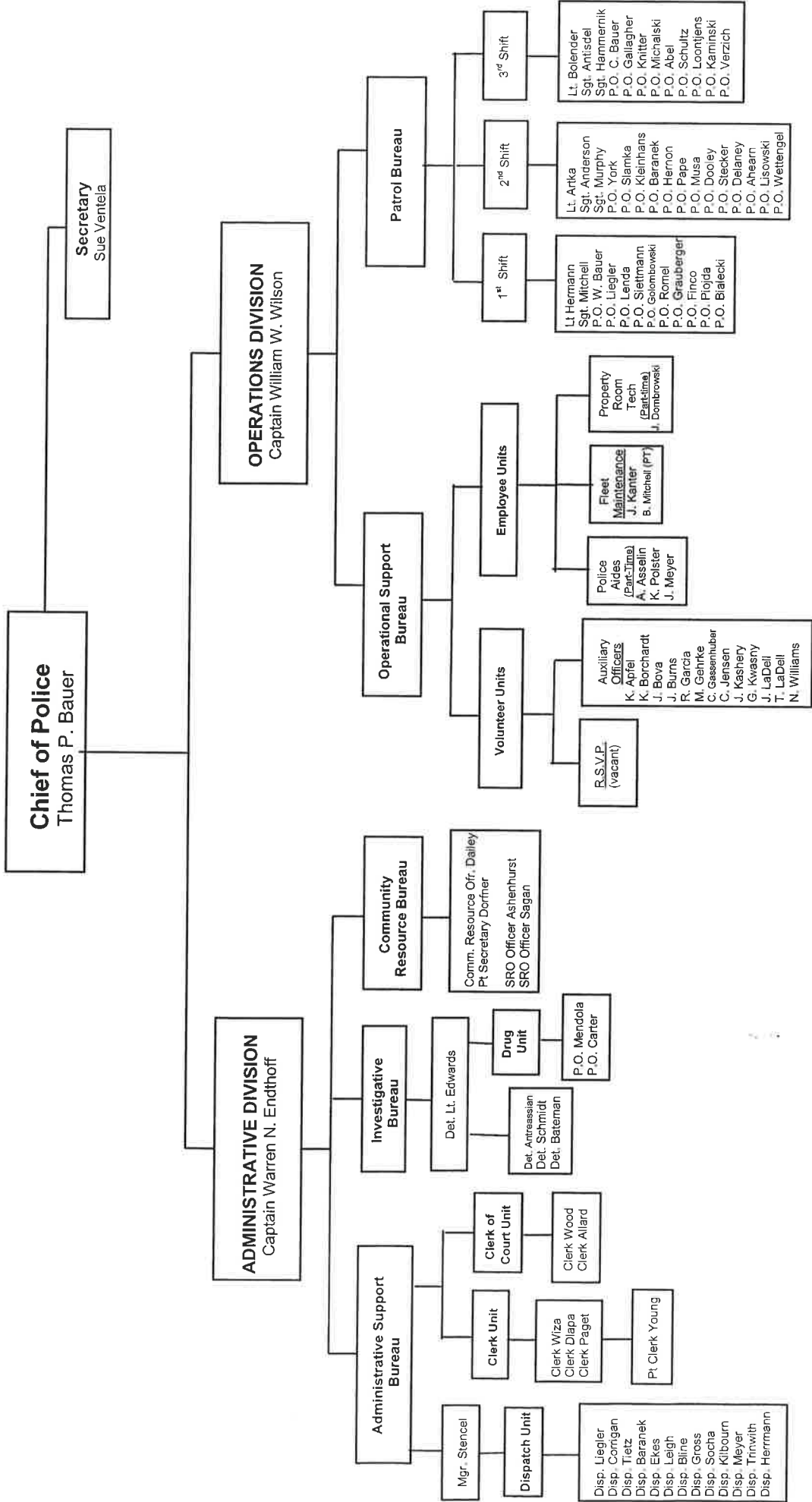
Note: Total numbers do not include volunteers.

SEE ALSO: **ADDITIONAL ORGANIZATIONAL CHARTS**

1. Lines of Authority in Wisconsin Cities
2. Bureaus/Personnel Assigned
3. Bureaus/Units/Programs/Tasks—Chief's Office
4. Bureaus/Units/Programs/Tasks—Admin. Division
5. Bureaus/Units/Programs/Tasks—Operations Division
6. Administrative Division Staff Assignments
7. Operations Division Staff Assignments
8. Chief's Office Staff Assignments

Oak Creek Police Department Organizational Chart

Bureaus/Personnel Assigned



SEE ALSO: ADDITIONAL ORGANIZATIONAL CHARTS

1. Lines of Authority in Wisconsin Cities
2. Bureaus/Personnel Assigned
3. Bureaus/Units/Programs/Tasks—Chief's Office
4. Bureaus/Units/Programs/Tasks—Admin. Division
5. Bureaus/Units/Programs/Tasks—Operations Division
6. Administrative Division Staff Assignments
7. Operations Division Staff Assignments
8. Chief's Office Staff Assignments

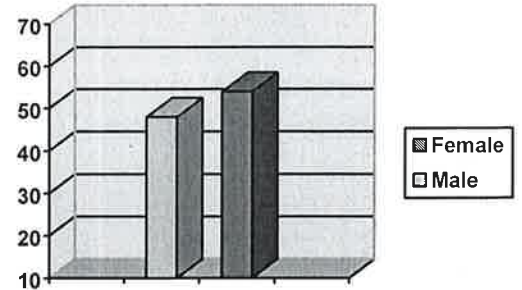
2003 Citizen Survey Results

In 2003, a total of 600 surveys were distributed to the public. The police department's in-house computer system was used to randomly pick 600 names of people from 3 different types of database who were to receive a survey. A total of 97 surveys were returned at the time of production of this report. Returned surveys are available for public review at the Oak Creek Police Department.

Demographic Information

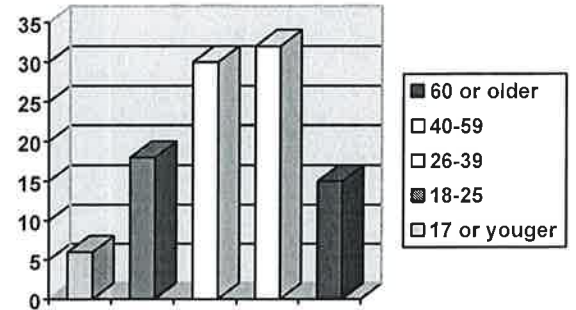
1. What is your gender?

Male	48	Female	54
------	----	--------	----



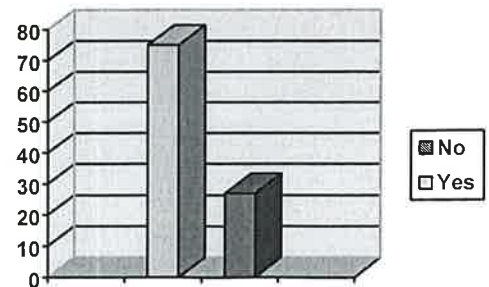
2. Select your appropriate age group:

17 or younger	6
18-25	18
26-39	30
40-59	32
60 or older	15



3. Do you live in Oak Creek?

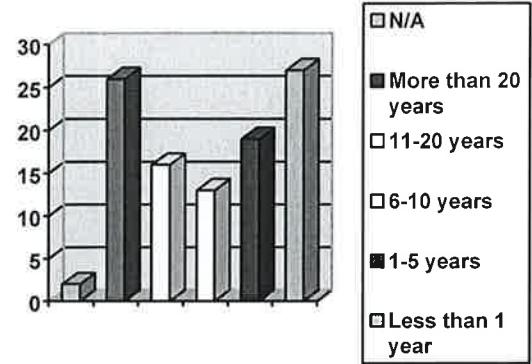
Yes	75
No	27



2003 Citizen Survey Results

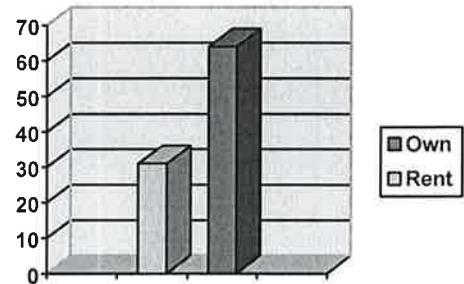
4. How long have you lived in Oak Creek?

Less than 1 year	2
1-5 years	26
6-10 years	16
11-20 years	13
More than 20 years	19
N/A	27



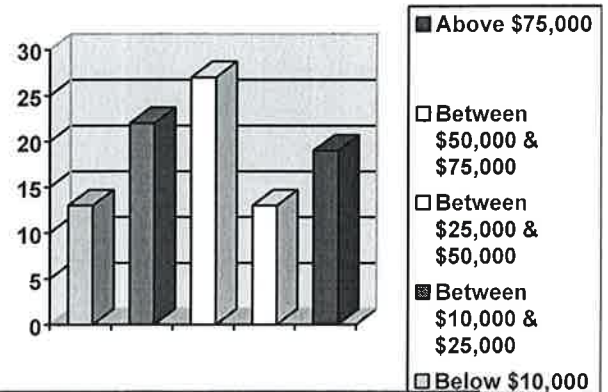
5. Do you rent or own your home?

Rent	31
Own	64



6. What is your average income?

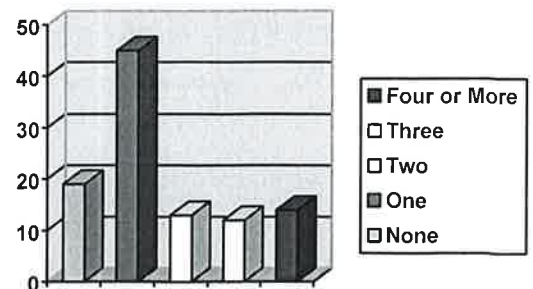
Below \$10,000	13
Between \$10,000 & \$25,000	22
Between \$25,000 & \$50,000	27
Between \$50,000 & \$75,000	13
Above \$75,000	19



Police Contacts

7. How many contacts have you had with the Oak Creek Police Department in the last year?

None	19
One	45
Two	13
Three	12
Four or More	14

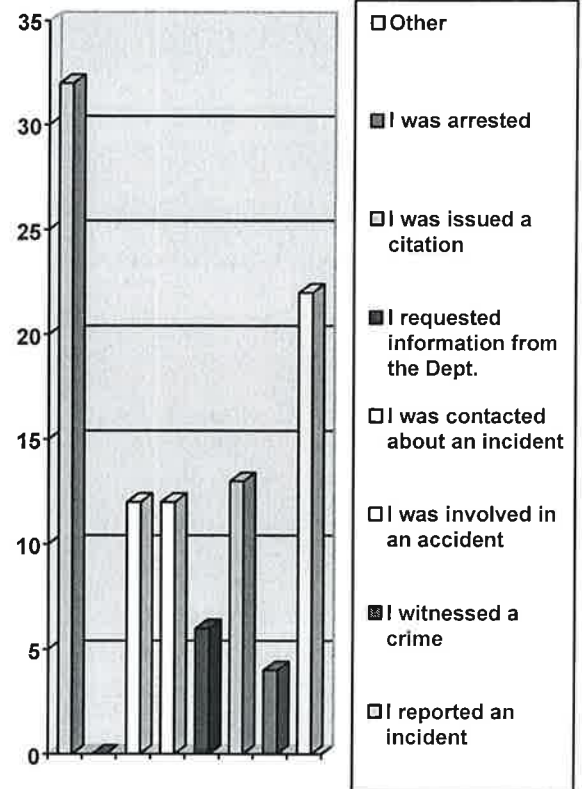


2003 Citizen Survey Results

Police Contacts (Continued)

8. What was the nature of your most recent contact (if applicable)?

I reported an incident.	32
I witnessed a crime.	0
I was involved in an accident.	12
I was contacted about an incident.	12
I requested information from the Dept.	6
I was issued a citation.	13
I was arrested.	4
Other	22



9. Based on your most recent contact, please rate the responding officer(s) in the following areas:

	Excellent	Good	Fair	Poor	Very Poor
Concern	31	25	9	5	1
Helpfulness	31	25	9	5	2
Knowledge	35	26	7	5	1
Fairness	35	24	6	7	3
Problem Solving	25	25	8	6	1
Compassion	29	23	13	5	2
Professionalism	39	26	4	5	1
Response Time	33	28	4	4	2
Quality of Service	2	1	0	0	2

2003 Citizen Survey Results

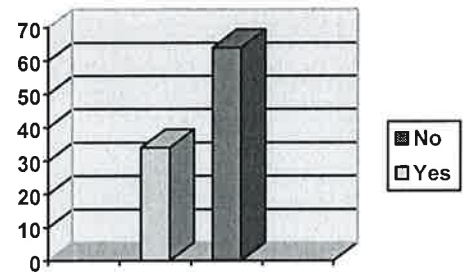
Police Contacts (Continued)

10. Based on your most recent contact, please rate the dispatcher in the following areas:

	Excellent	Good	Fair	Poor	Very Poor
Courteousness	28	25	4	3	0
Helpfulness	28	21	9	2	0
Knowledge	31	23	5	2	0
Professionalism	32	22	4	2	0
Other	0	0	0	1	1

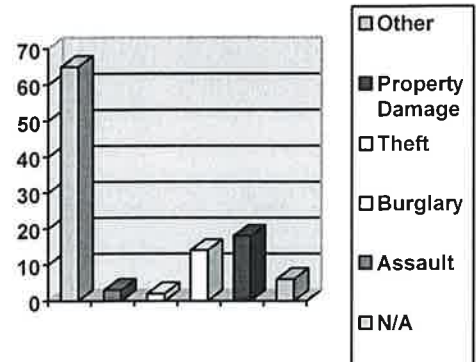
11. Have you ever been a victim of a crime in Oak Creek?

Yes	34
No	64



12. If you were a victim of a crime in Oak Creek, what was the type of crime?

N/A	65
Assault	3
Burglary	2
Theft	14
Property Damage	18
Other	6

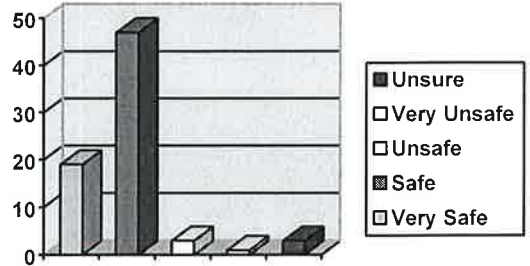


2003 Citizen Survey Results

Safety Concerns

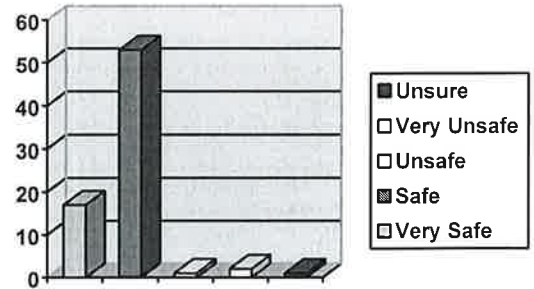
13. How safe do you feel in your neighborhood?

Very Safe	19
Safe	47
Unsafe	3
Very Unsafe	1
Unsure	3



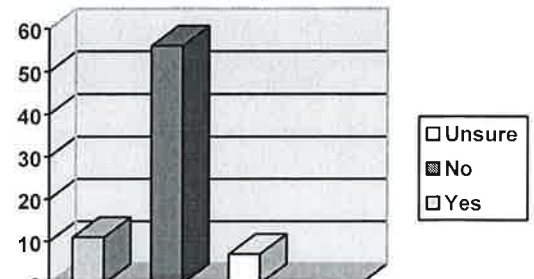
14. How safe do you feel within the city of Oak Creek?

Very Safe	17
Safe	53
Unsafe	1
Very Unsafe	2
Unsure	1



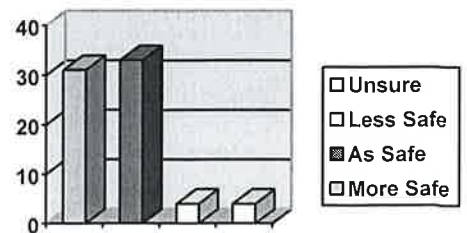
15. Do you feel that crime is more of a problem in your neighborhood than in other areas of Oak Creek?

Yes	11
No	56
Unsure	7



16. How safe do you feel in your community as opposed to neighboring communities?

More Safe	31
As Safe	33
Less Safe	4
Unsure	4

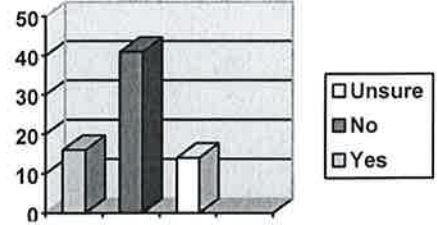


2003 Citizen Survey Results

Safety Concerns (Continued)

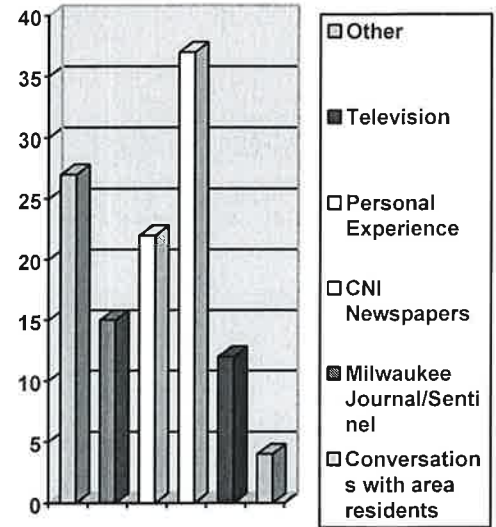
17. Do you believe that crime is increasing in your neighborhood?

Yes	16
No	41
Unsure	14



18. From what source(s) do you draw these conclusions?

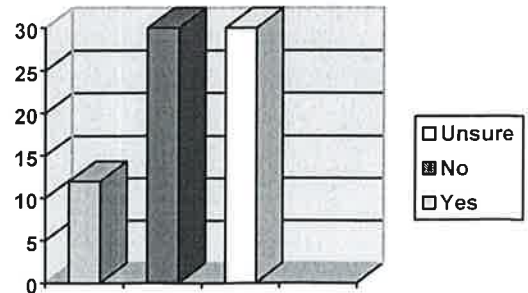
Conversations with area residents	27
Milwaukee Journal/Sentinel	15
CNI Newspaper/Oak Creek Pictorial	22
Personal Experience	37
Television	12
Other	4



Community Crime Prevention

19. Does your street participate in the Oak Creek Block Watch Program?

Yes	12
No	30
Unsure	30




2003 Citizen Survey Results

Community Crime Prevention (Continued)

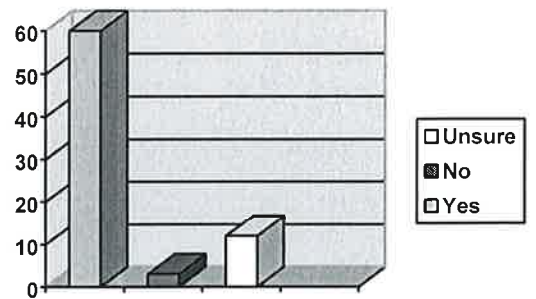
20. Have you ever participated in the following Community Programs?

National Night Out	30
Women's Self Defense	2
Concerned Parents	1
Firearms Safety Course	7
Home Security Survey	1



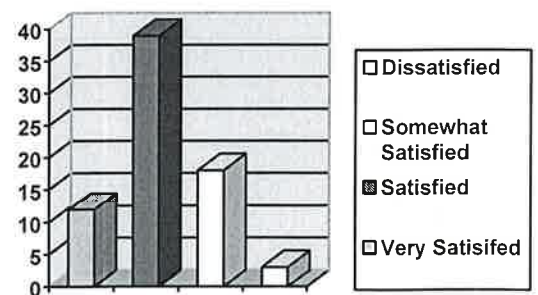
21. Do you feel the Oak Creek Police Department fulfills the needs of its community?

Yes	60
No	3
Unsure	12



22. Are you satisfied with the level of police presence in your neighborhood?

Very Satisfied	12
Satisfied	39
Somewhat Satisfied	18
Dissatisfied	3

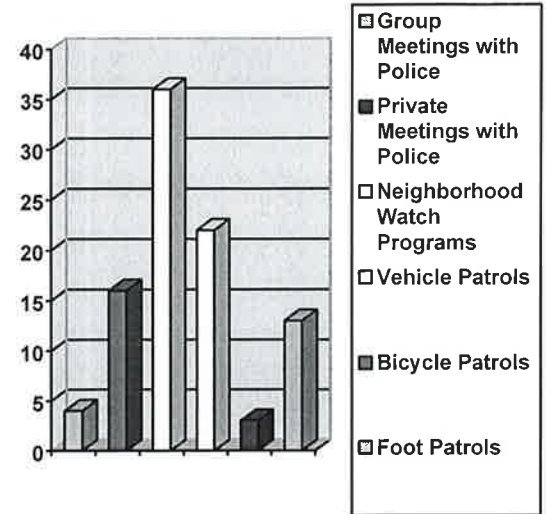


2003 Citizen Survey Results

Community Crime Prevention (Continued)

23. From the following list, please select the services (if any) that you would like see more of in your area of Oak Cre 55

Foot Patrols	4
Bicycle Patrols	16
Vehicle Patrols	36
Neighborhood Watch Programs	22
Private Meetings with Police	3
Group Meetings with Police	13



Citizen Comments

24. How can we improve the quality of our service in the future?

- “Continue to watch all neighborhoods and streets. Make frequent drive thru’s particularly at night.”
- “It’s fine.”
- “Give each officer a good supply of business cards.”
- “More cops in the community.”
- “Be more easy on laws, innocent people may be treated like big time criminals.”
- “Improve the attitude and courteousness of Oak Creek Police officers and staff. Also, the officers need to treat the Oak Creek citizens better and not abuse their power as police staff. I sometimes feel threatened by their authority. They need to treat us better.”
- “There are a lot of juveniles doing drugs and drinking, then getting behind the wheel of a vehicle. More should be done to those that are supplying these kids with drugs and alcohol. I also believe it is a huge problem at the high school. Wish something could be done about this. Very concerned.”
- “I don’t live in Oak Creek however would love to be a resident there.”

2003 Citizen Survey Results

Citizen Comments (Continued)

- “Try to be more open minded and do not use the system unfairly to purposely screw people, especially young people 18-20yoa. Regarding such situations involving driving, drugs or alcohol, theft and any offense non-violent or inhumane such as use of weapons, death/murder, sexual crimes, those who commit any such horrendous crimes should be prosecuted to the full extent of the law, especially child related.”
- “Always ensure safety as long as respect and politeness is given to all.”
- “I had an incident when I first moved to Oak Creek and the police department never followed up. I was a major incident. Gun shots were fired into my new home. Better follow up is a must.”
- “Focus on resident safety. While traffic patrol is necessary, increase focus and attention on people, residents and neighborhoods.”
- “Be open to prayer. Things in this world and people are getting worse.”
- “More patrols in the neighborhood.”
- “Keep courses in courtesy.”
- “Doing a great job.”
- “Have some officers who care about the people they are helping and who know the difference between good and bad people. There is no reason that when you call the cops and they come to your house they should be yelling and frustrated at you.”
- “I would like to see more prompt service in the future and also a little more courtesy.
- “I am happy so far.”
- “You are doing a great job.”
- “Truancy in schools is a large problem. I have been in this situation and told there is nothing the police can do with kids skipping school. Parents are called out from work to pick up kids.”
- “Faster response on calls.”
- “I have only had Oak Creek Police contact one time and even though we didn’t want to be in contact with them, they were awesome police officers.”

2003 Citizen Survey Results

Citizen Comments (Continued)

- “Last march my car was stolen from Milwaukee and dumped in Oak Creek. Two juveniles were apprehended on the scene by three citizens as they were attempting to steal their fourth car for the evening. The Oak Creek police took the two juveniles home to their parents. A Milwaukee police officer later arrested them. I would have liked to see them arrested right on the scene in Oak Creek and not just taken home.”
- “Keep an eye on speeders up and down Forest Hill Ave. Since we have no sidewalks the pedestrians are at a greater risk.
- “Go after real criminals and stop hassling teens.”
- “Being in business 35yrs in Oak Creek, my experience has always been that the Oak Creek police department has one of the best departments in the state. Living in Greendale for 33yrs they have as many officers for 7 sq miles as Oak Creek does for 30 sq miles.”
- “Gaining access to buildings and apartments with elderly that may have fallen or cant get out of bed. Just like the firemen have this kind of access.”
- “I think it is great the way it is.”
- “More police presence overall.”
- “We are satisfied with service.”
- “I don’t think that there’s a part in the police department that you guys have to improve. You guys are doing a great job.”
- “Have better communication between your officers. I was given bad or incorrect answers because of this. Actually lied to. One officer I dealt with made me feel I was the one that did wrong.”
- “Be open minded, not everyone is bad as you already know. Being more courteous to citizens or lawbreakers will ultimately make it easier for both parties.”
- “Excellent job so far.”
- “Show us value of the new police station. Personally, I’ve seen no different in police service and was insulted that football was on the marquee. That is not police business. I don’t want to pay to have footballs, etc. put on display. How much time did that take? Aren’t there better things to do.”

2003 Citizen Survey Results

Citizen Comments (Continued)

- “OCPD needs to provide more info as to what services are available thru the department. Possibly provide a monthly newsletter to residents talking about the services you have available. Crime prevention, safety issues and what neighbors should be on the watch for. Example, vandalism in the area or teen kids shooting paintball guns at home. Maybe even an Oak Creeks most wanted. This way the neighborhood can work together with police to keep crime off the street. If we are knowledgeable as to what is taking place we can help catch the bad guys.”
- “Due to past experience with the OCPD may I suggest improving communication and attempts at improving contact with residents before issuing citations. In addition the rudeness of the receptionist answering the telephones should be addressed.”
- “Community/resident contacts with police.”
- “Don’t be so interrogating to people about petty problems when you get called.”
- “I’m not sure because so far everything looks good.”
- “Perhaps more frequent use of the speed machine on 5th Ave. As recently I feel it had a great affect on the problems of speeders.”
- “Increase patrols on Elm, mainly at night when its dark and on weekends.”
- “Visibility, crime goes down when police are visible. Increase patrolmen hours, increase size of force, even at the taxpayers expense.”
- “Listen to the problems of people who live in Oak Creek through meetings, surveys and conversations.”
- “More officers during overnight hours, even a foot patrol through my park. A lot of drug activity, hot rod cars and loud music occur in the park as well as Fifth Ave and Metro Pier.”

25. Are there any services that the Oak Creek Police Department doesn’t offer that you would like offered?

- “More involvement with other Law agencies.”
- “I would just like for the police staff to be more open to their citizens and make us more comfortable when approaching them for help.”
- “Any services that would continue to make and keep the community safe.”

2003 Citizen Survey Results

Citizen Comments (Continued)

- “D.A.R.E.”
- “Programs showing teenagers what happens to them when vandalism, theft, etc occurs. “Teach the teen” program would be helpful.”
- “Somebody who can check for fingerprints on property that has been messed with or stolen because I know you guys do it but every time I ask for an officer to do it they take the lazy way out.
- “None. Oak Creek should be proud of their police department and their chief. That’s the reason for selecting someone within. Oak Creek should never forget what happened last time they selected outside their own.”
- “More investigation into a sexual abuse allegation. Just because a person is given an important title does not make them free from committing crimes. You can’t take someone’s word for it when such a serious accusation is being made, because it’s hard for some people to come out with it period. It’s usually true when people take a while because of the awkward situation they are in or being threatened by.

26. Please feel free to express any additional concerns or comments in the space provided:

- “Oak Creek Police Officers respond very quickly when called upon.”
- “I think we’re fortunate to have a good police presence. Now if we can get the speed limit covered on Howell. It’s getting harder and harder to access Howell from Oak Leaf Dr or other businesses the way traffic moves.”
- The police seem to be a little prejudice in who they pull over. The officers also seem to abuse their power and disrespect citizens of the community. Please address the poor attitude and rudeness of the Oak Creek Police. I don’t feel safe because I feel the police are judgmental of the citizens. They are supposed to help.”
- “Having a low income apartment complex such as Brandywood is what damages the neighborhood and city all together. I don’t feel as safe or secure. Some cities actually do not have any sort of complex that is low income. Theirs two in West Allis that are just as bad.”
- “Would like to see more police presence in our neighborhood. Cars tend to run through stop signs on our corner, Quincy and Marquette Ave. People seem to speed down Quincy Ave. There are many children in the area.”
- “It seems there are a lot of problems at the apartment complex on 13th and Drexel. Foot patrols in the summer? I think it needs to be prevented from spreading.”

2003 Citizen Survey Results

Citizen Comments (Continued)

- “My biggest concern was when the new department was built. It appeared to be a “fancy expensive” proposition – more than was needed. A letter from the chief explaining that it was built this big because of projected population increase in the future would have alleviated any concerns.”
- “I’m sorry I couldn’t be much help to Oak Creek itself. I was just involved in an accident at MATC South where I don’t believe things were handled the greatest but I know they have their own security there.”
- “Enforce school zone speed limits. Puetz, between Howell & 13th is a drag strip all summer long. Enforce quality of life violations, vehicles with loud exhaust, sound systems. There is a gross bias against renters in Oak Creek. Preparing for retirement we sold a home and moved to an apartment. Not property tax payers? By individual units, we pay a greater share through our lease payments and then through the landowner than does the equivalent “tax paying homeowner”.”
- “My son was involved in an accident several months ago on College Ave. The officer that filled out the report, who I don’t know personally, this was the most complete and legible report I have ever seen. Use him to train other officers.”
- “Just try to find some courteous workers because I know of several who are very rude for no reason at all.”
- “I would like to thank the officers and the department for their time and attentiveness to my driving habits.”
- “Oak Creek residents have a lot of problem teens. It appears to be multiplying. I know a number of families moving from Oak Creek due to this multiplying problems.”
- “I don’t live in Oak Creek and don’t plan on being there very often, but we were some stupid kids at a hotel, doing the wrong thing and the officers could have been real jerks, but they were very nice and respectable of everyone there.”
- “Should have radar or something on Shepard between Puetz and Forest Hill. Cars just fly down this street and it is quite frightening at times waiting to see if these cars can stop or not. More children in the area and that is a concern with the traffic driving so fast.”
- “I think you are overstaffed and the new station was far too large. You are a Prima Donna department. You don’t have to have everything you desire.”
- “My feelings are that the folks at the station are very responsive to the needs of the community and I’m happy to be here. Thank you very much.”

2003 Citizen Survey Results

Citizen Comments (Continued)

- “We would like to see more attention given to speeders. To fast in all areas, Pennsylvania and Drexel Ave are like a freeway.”
- “Thank you for keeping our streets safe and god bless all the department for keeping us safe.”
- “I have taken my children and nephews to National Night Out and think it’s a great way for the police and community to come together.”
- “During warmer months lots of theft’s from cars and new homes being built. Think you need to be seen patrolling in vehicles more, especially in neighborhoods where new homes are being built and around Marcus Theater.”
- “Although we have had our unfortunate situations with our parking citation, we have also had extremely good interaction with the police department and pleased at how they respond.”
- “When the weather permits, my wife takes me out pushing my wheelchair. We have a hard time crossing Howell Ave. The traffic on Puetz, making a turn onto Howell mostly ignore us.”
- “There are a lot of small children in the Carrollville area of Oak Creek that are in danger of getting hit by speeding cars and trucks during the warmer months. The semi trucks drive close to 50-60mph and some cars drive close to 70-80mph. We would all like to see more patrols or speed traps.”
- “I would like to see visible speed enforcement on Elm Rd, especially after sunset and on the weekends. It is not safe to walk down the street or ride a bike when cars are racing down Elm. I would like to see squads and officers pulling speeders over. Maybe using a three strikes and then a ticket is issued. Warnings are more effective at achieving results and compliance. Feel free to use our driveway anytime.”
- “I am very grateful for all the help OCPD has been to me and my family this year. My dad’s fire was devastating to us and your folks were patient, understanding and helpful.”
- “I was detected speeding and got charged with OWI 2nd, guilty as charged. The officer was young but very courteous and professional throughout the whole process including transporting me to the safety building. I’m thankful that your young man didn’t power trip on me. It’s humiliating enough without officers getting their digs in just because they have the power to do so. Please encourage men and women to have compassion even though they may thing their dealing with scum. I’m a hard working taxpayer who served his country even though I made a very bad, stupid irresponsible choice. I won’t forget the kindness of the officer, which helped me be more regretful for my crime.”